

# Cottage A-Frames & Quakers

2023 Retail Prices  
(Effective 01-26-23)

## COTTAGE STANDARDS

- \*16" o.c. PT Joist
- \*5/8" CDX Floor Plywood
- \*6' 4 1/2" Wall Height
- \*5/12 Roof Pitch
- \*6" Overhangs on Side Walls – 4" On Gable
- \*12" Overhang On Front (Quakers Only)
- \*1/2" Duratemp or 1/2" LP Smartside Foilback Siding
- \*Vinyl Siding On Vinyl Building
- \*Square Top Double Door- Wood
- \*(Door Width is based half the Width of Building)**
- \*(2) 18 x 27 or 24 x 27 Flush Mount Alum Windows On Duratemp
- \*(2) 18 x 27 or 24 x 27 Recesses Fin "J" Alum Windows On Vinyl
- \*3 Slat Miratec or Vinyl Louvered Shutters
- \*Alum. Corners With Dustemp Siding
- \*Vinyl Corners With Vinyl Siding
- \*30 Yr. Architectural Shingles – No Tar Paper
- \*1/2" CDX or 1/2 Tech Shield Roof Sheeting
- \*An (\*) Beside building size indicates Building only gets (1) window**

## On Cottage A-Frames & Quakers

- \*No Diamond Door Plate
- \*No Trim Around Window
- \*No Miratec Roof Line
- \*No Vented Soffit
- \*No Gable Vents
- \*No Tar Paper
- \*No Center 4x4 On 8' Wide

## COTTAGE Deluxe Package

- \* Same Framing Standards As Regular Cottage
- \* 7/12 Roof Pitch
- \* Gable Vents
- \* 6" Overhangs On Gables
- \* Transoms windows in Doors
- \* Long Hinges on FG Doors
- \* One trim Hinge System on Wood Doors
- \* Miratec Roofline and Corners On Wood Buildings

### When Ordering a Cottage – Please State on order Form

Cottage Series					Cottages Series - Deluxe			
Size	A-Frame 1/2" Duratemp	A-Frame Vinyl	Quaker 1/2" Duratemp	Quaker Vinyl	A-Frame 1/2" Duratemp	A-Frame Vinyl	Quaker 1/2" Duratemp	Quaker Vinyl
*6x8	2449		2547		2890		3005	
*8x8	2819		2795		3326		3298	
*8x10	3041	3612	3231	3640	3589	4262	3813	4295
8x12	3234	3923	3504	4074	3816	4629	4134	4807
8x14	3594	4283	3862	4497	4241	5054	4557	5307
8x16	3847	4663	4236	4866	4539	5503	4998	5742
*10x10	3758	4288	3713	4383	4435	5059	4381	5172
10x12	4072	4575	4074	4698	4804	5398	4807	5544
10x14	4350	4933	4409	4821	5133	5821	5202	5689
10x16	4715	5298	4769	5486	5564	6252	5628	6474
10x18	5082	5849	5143	5815	5997	6902	6069	6861
10x20	5448	6344	5627	6296	6428	7486	6640	7430
10x22	5813	6791	6111	6828	6859	8013	7211	8057
10x24	6178	7176	6594	7366	7290	8467	7781	8691
12x12	4592	5454	4683	5640	5419	6436	5526	6655
12x14	5003	5711	5054	5856	5903	6739	5964	6910
12x16	5534	6245	5428	6387	6530	7369	6405	7537
12x18	6065	6858	5988	7059	7157	8092	7065	8329
12x20	6597	7368	6372	7320	7784	8694	7519	8638
12x22	7117	7860	6992	8063	8398	9275	8250	9515
12x24	7638	8547	7588	8843	9013	10086	8954	10435
12x26	8160	9444	8184	9506	9629	11143	9657	11217
12x28	8681	10340	8780	10169	10244	12201	10361	12000
12x30	9204	11238	9377	11081	10860	13261	11064	13075
14x20	8694	9739			10259	11493		
14x22	8893	9962			10493	11755		
14x24	9433	10565			11131	12466		
14x26	10184	11409			12018	13463		
14x28	10947	12260			12917	14467		
14x30	11610	13003			13700	15344		

## Options

Framing Options	
Upgrade to 12" OC Floor Joists	0.68 Per SF
Add Alum Vents To Standard Cottage Series	20 Each
Upgrade to Higher Roof Pitch - From Standard	3% Per 1 Pitch
Add Tar Paper to Cottage Series Sheds	0.68 Per Fl SF

## Doors

Add Single Door - (Wood in Wood Building - FG in Vinyl)	304 Per Door
Add (1) Set of 4', 5', 6' DD (Wood in Wood Building - FG in Vinyl)	608 Per Set
Upgrade to 6" Higher Doors (Wood or FG)	59 Per Door
Upgrade to Wider Doors (Wood or FG)	59 Per Ft
Add Transoms Windows to Doors (Wood Or FG)	115 Per Door
Upgrade Wood Door to Deluxe Style With 1x4 Trim & Long Heavy Duty Hinges	68 Per Door
Add Long Hinges to FG Door	34 Per Door
Add Diamond Door Plate	5 Per Ft

## Garage Doors - Does not include slope in Floor at Garage Door

Add 9' x 6' 3" to 9 x 7 Non Insulated SRP Garage Door	1343 Per
Colors Available - White, Sandstone, Brown, & Almond	

## Windows

Additional Alum Window - 18 x 27, 24 x 27 (White Or Bronze)	74 Per
Upgrade to 18" x 36" or 24" x 36" (White or Bronze)	101 Each
Upgrade to 18" x 36" or 24" x 36" (Only Sizes Avail in Black)	115 Each

Retail Sheet

# Cottage Dutch Barns & Mini Barns

2023 Retail Prices  
(Effective 01-26-23)

### COTTAGE DUTCH BARN STANDARDS

- \*16" o.c. PT Joist
- \*5/8" CDX Floor Plywood
- \*6' 4 1/2" Wall Height
- \*Barn Style Roof Pitch
- \*1/2" Duratemp or 1/2" LP Smartside Foilback Siding
- \*Vinyl Siding On Vinyl Building
- \*Square Top Double Door- Wood
- \*(Door Width is based half the Width of Building)**
- \*(2) 18 x 27 or 24 x 27 Flush Mount Alum Windows On Duratemp
- \*(2) 18 x 27 or 24 x 27 Recesses Fin "J" Alum Windows On Vinyl
- \*3 Slat Miratec or Vinyl Louvered Shutters
- \*1 x 3 Miratec Corners With Dustemp Siding
- \*Alum. Corners With Vinyl Siding
- \*30 Yr. Architectural Shingles – No Tar Paper
- \*1/2" CDX or 1/2 Tech Shield Roof Sheeting
- \*An (\*) Beside building size indicates**

**Building only gets (1) window**

### On A-Frames & Dutch Barns

- \*No Diamond Door Plate
- \*No Trim Around Window
- \*No Miratec Roof Line
- \*No Vented Soffit
- \*No Gable Vents
- \*No Tar Paper
- \*No Center 4x4 On 8' Wide Sheds

### On Mini Barns

- \*No Diamond Door Plate
- \*No Trim Around Window
- \*No Vented Soffit
- \*No Gable Vents
- \*No Tar Paper
- \*No Center 4x4 On 8' Wide Sheds

### COTTAGE MINI BARN STANDARDS

- \*16" o.c. PT Joist
- \*5/8" CDX Floor Plywood
- \*Mini 4 – 46" Wall Height
- \*Mini 5 – 64-3/8" Wall Height
- \*Mini 6 – 71-1/2" Wall Height
- \*Barn Style Roof Pitch
- \*1/2" Duratemp or 1/2" LP Smartside Foilback Siding
- \*Vinyl Siding On Vinyl Building
- \*Square Top Double Door- Wood
- \*(Door Width is based half the Width of Building)**
- \*Prowl Over Door (Not Available On Vinyl)
- \*(1) Alum Window
- \*Alum. Corners on Duratemp Siding
- \*30 Yr. Architectural Shingles – No Tar Paper
- \*1/2" CDX or 1/2 Tech Shield Roof Sheeting

### When Ordering a Cottage – Please State on order Form

Size	Dutch Barn 1/2" Duratemp	Dutch Barn Vinyl	Mini 4 1/2" Duratemp	Mini 4 Vinyl	Mini 5 1/2" Duratemp	Mini 5 Vinyl
*6x8	2732		2131		2345	
*8x8	2981		2261	2572	2486	2831
*8x10	3416	3825	2509	2925	2761	3218
8x12	3690	4259	2783	3226	3060	3546
8x14	4050	4657	3044	3406	3348	3746
8x16	4421	5053	3305	3802	3632	4180
*10x10	3901	4568	3130	3499	3443	3852
10x12	4259	4883	3478	3802	3825	4180
10x14	4597	5008	3802	4090	4180	4500
10x16	4955	5674	4149	4354	4565	4788
10x18	5328	6001	4522	4745	4972	5218
10x20	5812	6484	4856	5148	5344	5663
10x22	6296	7016	5193	5521	5713	6073
10x24	6782	7551	5528	5866	6082	6239
10x26	7290	8087	5863	6214	6455	6835
12x12	4869	5825	3951	4324	4343	4756
12x14	5242	6041	4298	4788	4727	5267
12x16	5614	6574	4707	5256	5180	5782
12x18	6174	7247	5044	5717	5548	6289
12x20	6557	7506	5402	6179	5944	6802
12x22	7180	8249	6088	6642	6694	7310
12x24	7776	9029	6534	7105	7186	7819
12x26	8372	9691	6980	7569	7679	8329
12x28	8968	10355	7429	8033	8168	8838
12x30	9565	11018	7875	8492	8662	9342
14x20	8282	9526	7420	8534	8541	9394
14x22	8546	9832	7589	8728	8730	9605
14x24	9241	10627	7862	9041	9043	9949
14x26	10217	11750	8350	9605	9605	10566
14x28	10746	12357	8928	10269	10267	11295
14x30	11255	12946	9673	11126	11128	12244

Retail Sheet

# A-Frame Standard

2023 Retail Prices  
(Effective 01-26-23)

## STANDARDS

- \*16" o.c. PT Floor Joist
- \*2 x 4 Walls & Rafter 16" O C Framing - 6' 4 1/2" Wall Height
- \*7/12 Roof Pitch
- \*(2) 8 x 8 Gable Vents
- 6" Overhang on Side Walls - 4" On Gables
- \*\*DD Sq. Top Wood with NO GLASS on ANY wood species**
- \*\*DD Fiberglass Slab door with NO GLASS on Vinyl**
- \*\* (Door Size is based on half the width of building)**
- \*(2) Alum. Windows Up to 30" x 36"
- \*Vinyl Louvered or Wood 3-slat Shutters
- \*Wood Corners for wood siding
- \*Vinyl Corners for vinyl siding
- \*30 Yr. Architectural Shingles w/ Tar Paper

**An ( \* ) Beside Building size indicates**

**building gets only 1 Window**

**(\*\* ) Beside Building size indicates building gets Single Door**

**Misc. Sheds**

**Sizes - 8 x 8, 10 x 10, 12 x 12,**  
Hexagon Sheds Add 10%  
5 Corner Shed Add 10%  
Bell Roof Add 15%

Upgrade to Pressure Treated  
3/4" Plywood Flooring

Paneled Stone Front - 3/4" High Plus Sills -  
Per SQ of Stone Installation area

Upgrade to Fiberglass Door  
in Dura-Temp Building

Upgrade To Round Top Double Door  
Optional in 5' or 6' Only

Add 9-life or Carriage  
Glass to Wood Door

Size	Dura-Temp	Vinyl	Pine, LP Lap, LP B & B	Cedar	Pine B&B **Convention al Framing	Pine B&B Stain	Hardy Plank					
<b>**6 x 8</b>	3240	3613	4847	5386				61				
<b>*8 x 8</b>	3616	3964	5584	6205	4840	5323	6014	81			263	
<b>*8x10</b>	3803	4275	6070	6745	5227	5744	6491	100	32	81	263	297
<b>8x12</b>	4088	4588	6554	7283	5609	6170	6966	120	Per SQ	per door	263	per door
<b>8x14</b>	4493	5171	7006	7785	6327	6959	7853	140	FT		263	
<b>8x16</b>	4811	5443	7441	8267	6653	7317	8257	161			263	

<b>*10x10</b>	4727	5206	6874	7639	6368	7006	7902	126			263	
<b>10x12</b>	4948	5683	7326	8141	6950	7639	8627	150			263	
<b>10x14</b>	5443	6037	7783	8649	7385	8123	9166	176			263	
<b>10x16</b>	5852	6494	8240	9157	7938	8732	9859	200	32	81	263	297
<b>10x18</b>	6313	7074	8798	9778	8656	9524	10735	225	Per SQ	per door	263	per door
<b>10x20</b>	6727	7648	9662	10735	9346	10282	11610	250	FT		263	
<b>10x22</b>	7171	8266	10118	11243	10100	11115	12551	275			263	
<b>10x24</b>	7618	8899	10597	11776	10881	11965	13505	300			263	
<b>10x26</b>	8084	9506	11079	12310	11662	12823	14468	325			263	

<b>12x12</b>	5983	6597	8240	9157	8066	8872	10010	181			263	
<b>12x14</b>	6448	7074	8701	9670	8656	9524	10735	211			263	
<b>12x16</b>	6914	7555	9146	10163	9239	10159	11464	242			263	
<b>12x18</b>	7229	8075	9707	10787	9916	10912	12312	271			263	
<b>12x20</b>	7688	8624	10568	11743	10548	11606	13093	301			263	
<b>12x22</b>	8327	8995	11129	12366	10996	12101	13655	332	32	81	263	297
<b>12x24</b>	8870	9851	11678	12976	12047	13253	14956	362	Per SQ	per door	263	per door
<b>12x26</b>	9569	10820	12235	13595	13226	14551	16427	392	FT		263	
<b>12x28</b>	10159	11257	12787	14207	14114	15538	17581	421			263	
<b>12x30</b>	10615	11705	13343	14827	15001	16524	18736	452			263	
<b>12x32</b>	11039	12251	13900	15444	15892	17510	19897	482			263	
<b>12x34</b>	11732	12800	14456	16063	16780	18500	21053	512			263	
<b>12x36</b>	12067	13345	15008	16675	17669	19487	22208	543			263	

<b>14x20</b>	9430	11129	12683	14092	13601	14963	16897	351			263	
<b>14x22</b>	10213	11781	13957	15509	14405	15851	17890	386			263	
<b>14x24</b>	10996	12452	14470	16079	15224	16744	18898	421			263	
<b>14x26</b>	12134	13111	15037	16708	16025	17627	19904	458	32	81	263	297
<b>14x28</b>	13275	13765	15887	17653	16823	18508	20891	493	Per SQ	per door	263	per door
<b>14x30</b>	13883	14427	16641	18490	17640	19399	21902	528	FT		263	
<b>14x32</b>	14488	15118	17401	19336	18448	20288	22910	563			263	

Retail Sheet

# A-Frame Deluxe

2023 Retail Prices  
(Effective 01-26-23)

**STANDARDS**

- \*16" o.c. PT Joist
- \*2 x 4 Framing - 16" O C Walls and Rafters - 6' 4-1/2" Wall Height
- \*7/12 Roof Pitch
- \*(2) 8 x 10 Garden Vents
- \*6" overhang all 4 sides
- \*1x6 Gable Trim & 1x4 Fascia
- \*\*Square Top Double Door With Transoms**
- Choice of Wood or FG Slab Doors - See Color Options
- \*\* (Door Width is based on Half the Width of Building)
- \*Long Hinges & Ice Box Latch
- \*(2) Alum. Windows up to 30 x 36
- \*Choice of shutters
- \*Wood Corners for wood siding
- \*Vinyl Corners for vinyl siding
- \*30 Yr. Architectural Shingles w/ Tar Paper

**An \* Beside building size indicates**

**Building gets only one window**

Dormer w/ Octagon Window  
 Paneled Stone Front - 34" High Plus Sills -  
 Upgrade To Round Top Double Door Optional in 5' or 6' Only  
 Add 9-lite or Carriage to Wood Door  
 Upgrade to 30 x 37 V.S. Round Top Arlington Window  
 Upgrade to 30x38 Madison Window Dbl. Swinging

Size	Dura-Temp	Vinyl	Pine, LP Lap, LP B & B	Cedar	Pine B&B <small>**Convention al Framing</small>	Pine B&B Stain	Hardy Plank						
*8x10	4421	5242	5684	7981	6538	7184	8109	776		263			
8x12	4792	5537	6005	8438	6907	7594	8570	776	32	263	297	270	284
8x14	5164	5836	6327	8894	7277	8005	9032	776	Per SQ	263	per door	Each	Each
8x16	5535	6131	6649	9351	7646	8415	9493	776	FT	263			

*10x10	5324	5774	6262	8813	7232	7931	8951	776		263			
10x12	5792	6291	6820	9596	7864	8636	9749	776		263			
10x14	6262	6806	7380	10379	8498	9340	10544	776		263			
10x16	6732	7321	7938	11162	9130	10046	11338	776	32	263	297	270	284
10x18	7258	7976	8649	12170	9954	10951	12353	776	Per SQ	263	per door	Each	Each
10x20	7733	8622	9347	13138	10748	11824	13349	776	FT	263			
10x22	8246	9319	10103	14200	11621	12780	14427	776		263			
10x24	8761	10031	10877	15298	12517	13768	15532	776		263			

12x14	7420	7976	8649	12170	9954	10951	12353	776		263			
12x16	7949	8516	9234	12982	10622	11684	13185	776		263	297	270	284
12x18	8312	9146	9916	13946	11412	12551	14164	776		263	per door	Each	Each
12x20	8845	9729	10548	14823	12128	13342	15323	776	32	263			
12x22	9574	10141	10996	15455	12643	13909	15700	776	Per SQ	263			
12x24	10204	11113	12051	16934	13858	15241	17203	776	FT	263			
12x26	11005	12199	13226	18592	15210	16733	18886	776		263			

14x20	10845	12546	13603	19125	15642	17212	19424	776		263			
14x22	11749	13288	14407	20248	16565	18223	20572	776		263			
14x24	12643	14040	15224	21395	17501	19255	21733	776	32	263	297	270	284
14x26	13954	14782	16029	22523	15494	20272	22896	776	Per SQ	263	per door	Each	Each
14x28	15266	15514	16823	23641	19345	21278	24023	776	FT	263			
14x30	16655	16265	17636	24786	20275	22307	25182	776		263			

Retail Sheet

Door Colors	
Standard Fiberglass Door Colors - White	N/C
Fiberglass or Wood Doors - Painted Stock Paint Colors	N/C

Prices Subject to Change without notice



# A-Frame Garden Elite

2023 Retail Prices  
(Effective 01-26-23)

## STANDARDS

- \*16" o.c. PTJoist
- \*2 x 4 Walls and Rafter - 6' 6" Wall Height
- \*7/12 Roof Pitch
- \*10" Overhangs All Around
- \*Exposed Rafters On Water-Run off Soffit
- \*Choice of Double Door Type with Glass & Standard Color
- \*\* (Door Width is based on Half the Width of Building)**
- \*Longer Hinges & Ice Box Latch
- \*Wood Corners for wood siding
- \*Vinyl or Wood Corners for vinyl siding
- \*Choice Of Shutters
- \*Larger Flowerboxes w/ Wrought Iron Victorian Braces
- \*(2) Moonlight Vents
- \*Wrought Iron Victorian Braces On Gables
- \*(2) Alum. Windows Up to 30 x 36
- \*30 Yr. Architectural Shingles w/ Tar Paper

**An \* Beside beside building size indicates  
Building gets only one window**

Size	Dura- Temp	Vinyl	Pine, LP Lap, LP B & B	Cedar	Hardy Plank
*8x10	6021	5992	7218	8019	7456
8x12	6496	6466	7790	8656	8937
8x14	6959	6926	8343	9270	9572
8x16	7400	7366	8870	9855	10177
8x18	7846	7817	9414	10460	10802
8x20	8302	8267	9961	11068	11423
8x22	8788	8744	10530	11700	12080
8x24	9256	9212	11097	12332	12731

*10x10	6824	6793	8181	9092	9385
10x12	7283	7243	8725	9693	10010
10x14	7727	7691	9261	10291	10627
10x16	8181	8141	9810	10901	11254
10x18	8732	8690	10469	11632	12011
10x20	9589	9547	11495	12771	13190
10x22	10040	9992	12037	13374	13811
10x24	10510	10465	12607	14008	14461
10x26	10951	10904	13131	14591	15649
10x28	11470	11414	13754	15282	16384
10x30	11948	11891	14324	15917	17066
10x32	12892	12832	15457	17176	17732

12x12	8325	8141	9810	10901	11254
12x14	8636	8591	10354	11506	11873
12x16	9086	9047	10894	12105	12499
12x18	9644	9592	11558	12841	13266
12x20	10489	10444	12573	13970	14427
12x22	11047	10996	13241	14713	15196
12x24	11601	11547	13909	15455	15957
12x26	12145	12094	14567	16187	16711
12x28	12701	12641	15233	16927	17473
12x30	13253	13192	15892	17658	18234
12x32	14198	14139	17026	18920	19537
12x34	15147	15077	18164	20183	20840
12x36	16096	16016	19294	21438	22135

Retail Sheet

Double Door Options	
Fiberglass, Wood or Azek T & G - 4', 5', and 6' DD	N/C

Door Colors	
Standard Fiberglass Door Color - White	N/C
Fiberglass or Wood Doors - Painted Stock Paint Colors	N/C

Double Door Style	
Sq Top in Wood and FG - 4', 5', and 6'	N/C
Round Top In Wood or Azek T & G - 36" Single Door or 4', 5', or 6' DD	N/C

Fiberglass Door Glass Options	
10" Transoms, 1 Lite, 9 Lite - Available in FG - 4', 5', or 6' DD	N/C
5 Lite (Sunburst), 11 Lite, 15 Lite, 17 Lite & Carriage Avail. in FG - 5' or 6' Only	N/C
1 Lite, 9 Lite Camber or Sq top in FG 2 Plank Arched Panel Design - 4', 5' or 6' DD	N/C

Wood Door Glass Options	
Transoms Available in Square Top - 4', 5', or 6' DD	N/C
9 Lite Glass Available in Square Top - 5' or 6' Wide DD only	N/C
Carriage Glass Available in Square or Round Top - 5' or 6' Wide DD Only	N/C

# Carriage & Quaker - Standard

2023 Retail Prices  
(Effective 01-26-23)

## STANDARDS

- \*16" o.c. PT Joist
- \*2 x 4 Walls & Rafter - 6' 4-1/2" Wall Height
- \*7/12 Roof Pitch
- \* (2) 8 x 8 Gable Vents
- \*6" Back Water Run off side - 4" Gable Overhang
- \*24" Front Overhang- Carriage
- \*12" Front Overhang- Quakers
- \*1 x 6 Front Facial
- \*1 x 4 on Gable Rake and back water run off
- \*DD - Sq. Top Wood with NO GLASS on ANY wood species
- \*DD - Fiberglass Slab door with NO GLASS on Vinyl  
(Door width is based on half the width of building)
- \*(2) Alum. Windows Up To 30 x 36
- \*Vinyl Louvered or Wood 3-slat Shutters
- \*Wood Corners for wood siding
- \*Vinyl Corners for vinyl siding
- \*30 Yr. Architectural Shingles w/ Tar Paper

**An (\*) beside building size indicates Building only gets (1) Window**

**(\*\*) Beside Building size indicates building gets Single Door**

Add 9-lite or Carriage Window to Wood Door  
 Upgrade to Fiberglass Door in Dura-Temp Shed  
 Upgrade to Round Top Wood DD (Available in 5' or 6' Wide Doors Only)  
 Upgrade to 30 x 37 V.S. Round Top Window Arlington  
 Moonlight Vents

Size	Dura-Temp	Vinyl	Pine, LP B & B	Cedar	Pine B&B **Conventional Framing	Pine B&B Stain	Hardy Plank						
**6 x 8	3472												
*8 x 8	3757												
*8x10	3991	4703	6205	6894	5740	6313	7135	297	81	263	270	93	
8x12	4421	5116	6691	7434	6260	6881	7763	per door	per door	263	Each	Each	
8x14	4727	5623	7153	7949	6869	7558	8534			263			
8x16	5150	5980	7589	8433	7306	8035	9076			263			

*10x10	4963	5668	7027	7808	6928	7621	8602			263		
10x12	5330	6129	7497	8330	7497	8246	9299			263		
10x14	5677	6491	7949	8833	7934	8725	9851			263		
10x16	6073	6970	8402	9337	8518	9373	10580	297	81	263	270	93
10x18	6534	7555	8971	9968	9239	10165	11464	per door	per door	263	Each	Each
10x20	6979	8141	9859	10955	9949	10940	12357			263		
10x22	7421	8748	10298	11443	10694	11768	13282			263		
10x24	7873	9283	10784	11983	11345	12481	14087			263		
10x26	8343	9896	11241	12490	12103	13309	15026			263		

12x12	6246	7042	8714	9682	8600	9461	10683			263		
12x14	6568	7537	9284	10318	9218	10138	11437			263		
12x16	7081	8021	9747	10831	9810	10789	12172			263		
12x18	7630	8577	10735	11929	10485	11533	13019			263		
12x20	8141	8966	11122	12359	10969	12065	13617			263		
12x22	8755	9428	11641	12933	11525	12676	14310	297	81	263	270	93
12x24	9365	10199	12215	13574	12470	13718	15482	per door	per door	263	Each	Each
12x26	9979	11171	12762	14180	13655	15016	16956			263		
12x28	10595	11912	13318	14800	14571	16025	18088			263		
12x30	11344	12487	13842	15379	15262	16792	18959			263		
12x32	12103	13129	14324	15917	16060	17667	19939			263		
12x34	12856	13783	14832	16481	16848	18531	20927			263		
12x36	13228	14431	15385	17095	17642	19400	21904			263		

Retail Sheet

\* Quaker Cape = 4% more

# Carriage & Quaker - Deluxe

2023 Retail Prices  
(Effective 01-26-23)

## STANDARDS

- \*16" o.c. PT Joist
- \*2 x 4 Walls & Rafters - 6'\_4-1/2" Wall Height
- \*7/12 Roof Pitch
- \*(2) 8 x 10 Garden Vents
- \*6" Overhang on Gables and Back Water Run off Side
- \*24" Overhang on Front Side -Carriage**
- \*12" Overhang On Front Side -Quaker**
- \*Square Top Double Door With Transoms**
- Choice of Wood or FG Slab Doors - See Color Options
- (Door width is based on half the width of building)**
- \*Long Hinges & Ice Box Latch
- \*(2) Alum. Windows Up to 30 x 36
- \*Choice Of Shutters
- \*Wood Corners for wood siding
- \*Vinyl Corners for vinyl siding
- \*30 Yr. Architectural Shingles w/ Tar Paper

**An (\*) beside building size indicates**

**Building only gets (1) Window**

Paneled Stone Front - 34" High Plus Sills  
 - Per SQ of Stone Installation area  
 Upgrade To Round Top Wood Double Door  
 (Available in In 5' or 6' Wide Doors only)  
 Add 9-lite or Carriage  
 to Wood Door  
 Upgrade to 30x37 V.S. Round  
 Top Window Arlington  
 Upgrade to 30x38  
 Madison Window  
 Moonlight Vents

Size	Dura-Temp	Vinyl	Pine, LP Lap, LP B & B	Cedar	Pine B&B **Conventional Framing	Pine B&B Stain	Hardy Plank						
*8x10	4590	5303	7132	7925	6597	7263	8213		263				
8x12	5087	5765	7699	8554	7202	7922	8928	32	263	297	270	284	93
8x14	5436	6338	8222	9137	7900	8692	9815	Per SQ	263	per door	Each	Each	Each
8x16	5922	6736	8721	9691	8402	9243	10440	FT	263				

*10x10	5706	6392	8087	8986	7965	8770	9893		263				
10x12	6129	6908	8618	9578	8618	9482	10699		263				
10x14	6525	7317	9139	10156	9124	10039	11331		263				
10x16	6984	7857	9666	10741	9794	10775	12163	32	263	297	270	284	93
10x18	7506	8386	10312	11459	10622	11684	13187	Per SQ	263	per door	Each	Each	Each
10x20	8026	9180	11340	12602	11437	12582	14211	FT	263				
10x22	8537	9862	11846	13163	12301	13531	15275		263				
10x24	9052	10462	12402	13781	13046	14357	16204		263				
10x26	9590	11160	12929	14368	13916	15309	17278		263				

12x12	7184	7936	10019	11133	9887	10879	12283		263				
12x14	7558	8498	10679	11867	10595	11657	13154		263				
12x16	8143	9043	11214	12461	11277	12407	14004		263				
12x18	8775	9668	12240	13601	12060	13266	14971		263				
12x20	9367	10116	12791	14213	12614	13876	15662		263				
12x22	10067	10631	13379	14866	13246	14575	16456	32	263	297	270	284	93
12x24	10768	11498	14051	15611	14350	15779	17804	Per SQ	263	per door	Each	Each	Each
12x26	11479	12596	14380	15979	15700	17267	19503	FT	263				
12x28	12184	13430	15316	17019	16754	18427	20799		263				
12x30	13045	14078	15921	17690	17554	19314	21802		263				
12x32	13919	14807	16475	18306	18468	20322	22930		263				
12x34	14780	15541	17059	18954	19375	21312	24062		263				
12x36	15219	16508	17690	19656	20282	22315	25187		263				

Retail Sheet

Door Colors	
Standard Fiberglass Door Colors:- White	N/C
Fiberglass or Wood Doors – Painted Stock Paint Colors	N/C

# Saltbox Deluxe Carriage Quaker

2023 Retail Prices  
(Effective 01-26-23)

**STANDARDS**

- \*16" o.c. PT Joist
- \*6' 4-1/2" Front Wall Height - Back 5' 4 1/2" Wall Height
- \*10/12 F. Roof - 6/12 B. Roof
- \*(2) 8 x 10 Garden Vents
- \*6" Overhang On Gables & Back water Run -Off Side
- \*24" Front Overhang on Carriages**
- \*12" Front Overhang ON Quakers**
- \*1x6 Roof Line & Gable Rake
- \*Square Top Double Door With Transoms**
- Choice of Wood or FG Slab Doors - See Color Options
- \*\* (Door Width is based on Half the Width of Building)
- \*(2) Alum. Windows Up To 30 x 36
- \*Choice of shutters
- \*Long Hinges & Ice Box Latch
- \*Wood Corners for wood siding
- \*Vinyl Corners for vinyl siding
- \*30 Yr. Architectural Shingles w/ Tar Paper

**An \* Beside building size indicates  
Building gets only one window**

Paneled Stone Front - 34" High Plus Sills -  
 Per SQ of Stone Installation area  
 Upgrade To Round Top Wood Double Door  
 (Available in In 5' or 6' Wide Doors only)  
 Add 9-lite or Carriage  
 to Wood Door  
 Upgrade to 30x37 V.S. Round  
 Top Window Arlington  
 Upgrade to 30x38  
 Madison Window  
 Moonlight Vents

Size	Dura-Temp	Vinyl	Pine, LP Lap, LP B & B	Cedar	Pine B&B **Conventional Framing	Pine B&B Stain	Hardy Plank						
*8x10	4820	5567	7493	8327	6930	7625	8618	32	263	297	270	284	93
8x12	5339	6052	8084	8984	7558	8316	9378	Per SQ	263	per door	Each	Each	Each
8x14	5706	6651	8638	9599	8294	9124	10301	FT	263				

10x12	6428	7261	9047	10053	9047	9961	11236		263				
10x14	6853	7684	9596	10663	9576	10532	11893		263				
10x16	7337	8249	10150	11279	10283	11315	12775	32	263	297	270	284	93
10x18	7886	8939	10829	12031	11146	12263	13844	Per SQ	263	per door	Each	Each	Each
10x20	8424	9639	11907	13230	12011	13214	14922	FT	263				
10x22	8955	10357	12436	13819	12915	14207	16038		263				
10x24	9504	10984	13018	14465	13696	15071	17010		263				

12x12	7546	8332	10514	11684	10381	11421	12904		263				
12x14	7934	8921	11218	12463	11124	12240	13811		263				
12x16	8552	9495	11770	13079	11844	13025	14704		263				
12x18	9214	10152	12850	14278	12663	13928	15719		263				
12x20	9837	10618	13430	14924	13241	14567	16439	32	263	297	270	284	93
12x22	10571	11162	14053	15615	13912	15296	17282	Per SQ	263	per door	Each	Each	Each
12x24	11308	12067	14742	16382	15064	16565	18689	FT	263				
12x26	12055	13225	15408	17122	16484	18130	20477		263				
12x28	12794	14103	13086	14540	17588	19345	21836		263				
12x30	13696	14782	16717	18574	18428	20272	22896		263				

Retail Sheet

Door Colors	
Standard Fiberglass Door Color - White	N/C
Fiberglass or Wood Doors - Painted Stock Paint Colors	N/C

# Mini Barns

2023 Retail Prices  
(Effective 01-26-23)

## STANDARDS

- \*16" o.c. PT Joist
- \*Mini 4 – 46" Wall Height - Duratemp Shed
- \*Mini 4 - 52 1/4" Wall Height - Vinyl Shed
- \*Mini 5 – 64-3/8" Wall Height - Duratemp & Vinyl Shed
- \*Mini 6 – 71-1/2" Wall Height - Duratemp & Vinyl Shed
- \*Barn Style Roof Pitch
- \*(2) 8 x 8 Gable Vents
- \*DD Sq. Top Wood with NO GLASS on ANY wood species**
- \*DD Steel or Fiberglass Slab door with NO GLASS on Vinyl**
- \*\* (Door width is based on half the width of building)**
- \*(1) Alum. Window (Jalousy or Slider)
- \*Vinyl Louvered or Wood 3-slat Shutters for vertical sliders
- \*Wood Corners for wood siding
- \*Vinyl Corners for vinyl siding
- \*30 Yr. Architectural Shingles w/ Tar Paper

**(\*\* ) Beside Building size indicates building gets Single Door**

Upgrade to Fiberglass Door in Duratemp \*\*N/A IN 4' MINI DURATEMP\*\*  
 Upgrade To Round Top Wood Double Doors (Available in 5' or 6' Wide Doors Only)  
 Add 9-lite or Carriage to Wood Door  
 Add Alum. Vertical Sliding Window

Size	Mini 4 DuraTemp	Mini 4 Vinyl	Mini 5 DuraTemp	Mini 5 Vinyl	Mini 6 DuraTemp	Mini 6 Vinyl				
**6x6	2401							263		
**6x8	2689	3002	2959	3301				263		
8x8	2903	3175	3193	3497	3458	4050		263		
8x10	3262	3605	3589	3964	3859	4369	81	263	297	128
8x12	3506	3924	3854	4318	4167	4702	per door	263	per door	Each
8x14	3807	4219	4192	4639	4612	5216		263		
8x16	4043	4570	4448	5022	4977	5632		263		

10x10	3915	4279	4304	4707	4880	5413		263		
10x12	4214	4703	4633	5171	5198	5751		263		
10x14	4561	4988	5015	5490	5720	6104		263		
10x16	4903	5366	5396	5899	6233	6579	81	263	297	128
10x18	5389	5861	5929	6448	6673	7171	per door	263	per door	Each
10x20	5782	6376	6359	7009	7153	7695		263		
10x22	6208	6970	6831	7666	7688	8314		263		
10x24	6629	7479	7290	8230	8228	8464		263		
10x26	7056	7745	7762	8519	8901	9491		263		

12x12	5080	5272	5584	5800	6215	6613		263		
12x14	5312	5792	5846	6374	6496	7146		263		
12x16	5756	6255	6334	6885	6869	7607		263		
12x18	6277	6826	6908	7513	7396	8174		263		
12x20	6581	7200	7240	7927	7936	8660		263		
12x22	7081	7857	7789	8644	8525	9230	81	263	297	128
12x24	7594	8309	8352	9140	9104	9857	per door	263	per door	Each
12x26	8082	8784	8892	9661	9900	10755		263		
12x28	8525	9283	9374	10208	10519	11543		263		
12x30	9090	9851	9997	10838	11295	12119		263		
12x32	9680	10499	10651	11543	12017	12760		263		
12x34	10413	11140	11455	12260	12784	13419		263		
12x36	10867	11788	11956	12971	13554	14067		263		

14x20	8831	10233	9711	11252	11165	11275		263		
14x22	9608	10877	10568	11965	11929	11999		263		
14x24	10267	11335	11291	12469	12690	12634		263		
14x26	11502	11801	12652	12985	13705	13527	81	263	297	128
14x28	12370	12305	13606	13538	14461	14225	per door	263	per door	Each
14x30	13394	12879	14733	14162	15795	15511		263		
14x32	14432	14170	15876	15586	16690	16155		263		

\*\*\*\* For PINE B & B – ADD 20% to the Vinyl Price

\*\*\*\* ADD 10% for Stain on PINE B & B

Retail Sheet

\*\*\*\* For CEDAR – ADD 35% to the Vinyl Price



# Dutch Barn - Standard

2023 Retail Prices  
(Effective 01-26-23)

## STANDARDS

- \*16" o.c. PT Floor Joist
- \*2x 4 Walls & Rafters - 6' 4-1/2" Wall Height
- \*Barn Style Roof Pitch
- \*(2) 8 x 8 Gable Vents
- \*DD - Sq. Top Wood with NO GLASS on ANY wood species**
- \*DD - Fiberglass Slab door with NO GLASS on Vinyl**
- \*\* (Door width is based on half the width of building)**
- \*(2) Alum. Windows Up to 30x 36
- \*Vinyl Louvered or Wood 3-slat Shutters
- \*Wood Corners for wood siding
- \*Vinyl Corners for vinyl siding
- \*30 Yr. Architectural Shingles w/ Tar Paper

**An (\*) beside building size indicates**

**Building gets only 1 window**

Size	Dura-Temp	Vinyl	Pine, LP Lap, LP B & B	Cedar	Pine B&B **Convention al Framing	Pine B&B Stain	Hardy Plank							
*8x10	4180	4676	6761	7511	5715	6284	7101			263				
8x12	4493	5006	7297	8109	6125	6732	7603	32	81	263	297	270	93	
8x14	4936	5522	7826	8698	6748	7421	8386	Per SQ	per door	263	per door	Each	Each	
8x16	5297	5927	8361	9292	7263	7987	9013	FT		263				

*10x10	5200	5720	7664	8516	6991	7693	8683			263			
10x12	5521	6057	8253	9169	7409	8145	9178			263			
10x14	6039	6412	8833	9815	7839	8627	9733			263			
10x16	6554	6887	9423	10471	8415	9259	10451	32	81	263	297	270	93
10x18	6993	7479	10039	11155	9142	10060	11351	Per SQ	per door	263	per door	Each	Each
10x20	7472	8003	10651	11835	9785	10769	12148	FT		263			
10x22	8010	8624	11259	12510	10548	11606	13093			263			
10x24	8546	9077	11867	13187	11374	12515	13781			263			

12x12	6538	6824	9292	10325	8458	9308	10503			263			
12x14	6817	7454	9983	11092	9115	10026	11318			263			
12x16	7187	7913	10465	11630	9677	10649	12013			263			
12x18	7720	8485	11048	12278	10373	11408	12877			263			
12x20	8257	8966	11637	12931	10969	12065	13617			263			
12x22	8843	9547	12220	13579	11662	12830	14490	32	81	263	297	270	93
12x24	9428	10161	12766	14184	12425	13669	15428	Per SQ	per door	263	per door	Each	Each
12x26	10226	11065	13381	14870	13523	14872	16796	FT		263			
12x28	10766	11270								263			
12x30	11191	11860								263			
12x32	11610	12443								263			
12x34	12272	13027								263			
12x36	12928	13622								263			

14x20	10615	11587	13779	15309	14164	15579	17586			263			
14x22	11318	12211	14706	16340	14927	16420	18533			263			
14x24	12020	12942	15577	17307	15822	17401	19651	32	81	263	297	270	93
14x26	12728	13430	16103	17894	16537	18189	21001	Per SQ	per door	263	per door	Each	Each
14x28	13433	13919	16967	18851	17386	19127	22059	FT		263			
14x30	14135	14413	17773	19748	18205	20029	24008			263			

Paneled Stone Front - 34" High Plus Sills - Per SQ of Stone Installation area  
 Upgrade to Fiberglass Door in Dura-Temp Building  
 Upgrade To Round Top Wood Double Door Optional in 5' or 6' Only  
 Add 9-lite or Carriage to Wood Door  
 Upgrade to 30 x 37 V.S. Round Top Arlington Window  
 Moon Light Vents

Retail Sheet

# Dutch Barn - Deluxe

2023 Retail Prices  
(Effective 01-26-23)

## STANDARDS

- \*16" o.c. PT Floor Joist
- \*2 x 4 Walls and Rafters - 6'\_4-1/2" Wall Height
- \*Barn Style Roof Pitch
- \*Choice of Flair or Faceboard on Side Walls
- \*6" Overhangs on ALL 4 Sides
- \*1 x 6 Faceboard on Gable Rake
- \*1 x 4 Meritec Trim
- \*Moonlight Gable Vents
- \*\*Square Top Double Door With Transoms**
- Choice of Wood, or FG Slab Doors - See Color Options
- \*\* (Door Width is based on half the width of building)**
- \*(2) Alum. Windows up to 30 x 36
- \*Choice Of Shutters
- \*Wood Corners for wood siding
- \*Vinyl Corners for vinyl siding
- \*30 Yr. Architectural Shingles w/Tar Paper

**An ( \* ) Beside Building size indicates  
building gets only 1 Window**

Paneled Stone Front - 34" High Plus Sills  
 - Per SQ of Stone Installation area  
 Upgrade To Round Top Wood Double  
 Door - Optional in 5' or 6' Only  
 Add 9-lite or Carriage  
 Glass to Wood Door

Size	Dura-Temp	Vinyl	Pine, LP Lap, LP B & B	Cedar	Pine B&B **Conventional Framing	Pine B&B Stain	Hardy Plank			
*8x10	4811	5380	7774	8638	6574	7229	8165		263	
8x12	5164	5756	8388	9320	7045	7747	8739	<b>32</b>	263	<b>297</b>
8x14	5677	6350	9004	10004	7754	8534	9637	<b>Per SQ</b>	263	<b>per door</b>
8x16	6095	6811	9614	10681	8350	9184	10364	<b>FT</b>	263	

*10x10	5980	6579	8816	9796	8044	8847	9985		263	
10x12	6345	6970	9490	10544	8519	9374	10580		263	
10x14	6944	7373	10159	11290	9016	9914	11198		263	
10x16	7538	7915	10836	12040	9680	10651	12013	<b>32</b>	263	<b>297</b>
10x18	8046	8604	11543	12825	10510	11561	13054	<b>Per SQ</b>	263	<b>per door</b>
10x20	8593	9203	12242	13603	11254	12384	13973	<b>FT</b>	263	
10x22	9214	9918	12947	14386	12128	13342	15057		263	
10x24	9832	10438	13655	15172	13081	14387	15849		263	

12x12	7513	7960	10687	11875	9727	10697	12085		263	
12x14	7837	8572	11489	12766	10483	11531	13016		263	
12x16	8267	9101	12033	13370	11128	12242	13829		263	
12x18	8885	9754	12712	14125	11934	13122	14809	<b>32</b>	263	<b>297</b>
12x20	9497	10316	13378	14864	12614	13876	15662	<b>Per SQ</b>	263	<b>per door</b>
12x22	10166	10975	14058	15620	13414	14760	16657	<b>FT</b>	263	
12x24	10840	11687	14683	16313	14281	15710	17748		263	
12x26	11759	12724	15392	17102	15552	17105	19314		263	

14x20	13212	13320	15845	17608	16283	17917	20227		263	
14x22	14092	14042	16918	18797	17161	18877	21314		263	
14x24	14962	14882	17914	19904	18198	20016	22599	<b>32</b>	263	<b>297</b>
14x26	16130	15908	18517	20574	19015	20918	24149	<b>Per SQ</b>	263	<b>per door</b>
14x28	17003	16713	19510	21679	19994	21996	25371	<b>FT</b>	263	
14x30	18522	18191	20434	22705	20938	23027	27612		263	

Retail Sheet

Door Colors	
Standard Fiberglass Door Colors - White	N/C
Fiberglass or Wood Doors - Painted Stock Paint Colors	N/C

# Modern Shed

2023 Retail Prices  
(Effective 01-26-23)

## 8 Wide Standards

- \*16" o.c. PT Floor Joists with 5/8 CDX Plywood
- \* 2 x 4 Walls – 6' 4-1/2" Low Wall Height – 9' Front Wall Height
- \* 2 x 4 Rafters - 16" o.c. For 8' wides
- \* **2 x 6 Rafters - 16" o.c. For 10 & 12 Wides**
- \*5 7/8" Overhang on Low wall and end walls – 12" Across Front
- \***78" High DD Fiberglass Slab door with 15 Lite Glass**
- \*(15 Lite Glass Avail only in 5' or 6' Wide DD)
- \*Alum Transom Windows Across Front of building Above DD
- \*(2) Alum. Windows Up to 36 x 40
- \*No Shutters
- \*Wood Corners for wood siding
- \*Vinyl Corners for vinyl siding
- \*30 Yr. Architectural Shingles w/ Tar Paper
- \* Any Building with a pitch less than 3/12 will get Ice and Water Shield instead of Tar Paper at no Extra Charge

**An (\* ) Beside Building size indicates building gets only 1 Window and DD**

**(\*\* ) Beside Building size indicates building gets 1 Window and Single Door**

Size	Dura-Temp	Vinyl	Pine, LP Lap, LP B & B	Cedar	Pine B&B **Convention al Framing	Pine B&B Stain	Hardy Plank
*8x10	4421	5242	7049	7834	6538	7184	8109
8x12	4792	5537	7553	8392	6907	7594	8570
8x14	5164	5836	8055	8951	7277	8005	9032
8x16	5535	6131	8555	9508	7650	8415	9497
*10x10	5324	5774	7900	8779	7232	7934	8955
10x12	5792	6291	8424	9362	7864	8638	9747
10x14	6262	6806	8950	9945	8498	9340	10544
10x16	6732	7321	9475	10528	9130	10044	11340
10x18	7258	7976	10116	11241	9954	10951	12353
10x20	7733	8622	11106	12339	10748	11824	13351
10x22	8246	9319	11641	12933	11623	12780	14425
10x24	8761	10031	12191	13547	12517	13768	15532
12x14	7420	7976	10006	11119	9954	10951	12353
12x16	7949	8516	10514	11684	10622	11684	13187
12x18	8312	9146	11164	12404	11408	12551	14162
12x20	8845	9729	12148	13498	12128	13342	15325
12x22	9574	10141	12803	14227	12645	13912	15700
12x24	10204	11113	13430	14924	13858	15241	17203
12x26	11005	12199	14071	15633	15210	16731	18889
14x20	10845	12546	14582	16204	15644	17212	19424
14x22	11749	13288	15601	17334	16565	18223	20570
14x24	12643	14040	16634	18482	17501	19255	21737
14x26	13954	14782	17289	19211	18551	20272	22896
14x28	15266	15514	17501	19445	19345	21278	24025
14x30	16655	16265	19136	21263	20273	22307	25184

Retail Sheet

Door Options		
36" Pre-Hung Door (Vinyl Jamb) with 15 Lite Glass & (2) 12" Side lights	1732	Each
5' Wide French Door (Vinyl Jamb) with Full Glass	1010	
6' Wide French Door (Vinyl Jamb) with Full Glass	1237	
6' Wide French Door (Vinyl Jamb) with (2) 24" Side Li	2977	
Windows		
Additional Alum Window (18 x 36, 24 x 36 or 30 x 36)	128	Per
Upgrade Alum Window to Single Hung Vinyl - 18 x 36 24 x 36 or 30 x 36 (For Larger Sizes See Pg. 35)	135	Per
(1) Pair of Trapezoid Windows - Per Gable	896	
Upgrade Vinyl Vertical Window to Horizontal Sliders	122	Per
Interior		
Paint Unfinished Interior	25%	
Cellulose Insulate 2 x 4 Floor - (R13)	4.05	Per SF
Batt Insulate Walls & Ceilings (R13)	7.70	Per FL SI
<b>For More Finished Interior Options See Page 37</b>		

# Single Wide - Garages A-Frame & Dutch Barn

2023 Retail Prices  
(Effective 01-26-23)

## STANDARDS

- \*12" o.c. PT FI Joist
- \*7' 4-1/2" Wall Height for A-Frame
- \*6' 4-1/2" Wall Height or Dutch Barn (Highwall)
- \*5/12 Roof Pitch For A-Frame
- \*(2) 8 x 8 Gable Vents
- \*12" Overhang at Garage Door Gable  
6" on side walls – 4" back gable
- \*(1) Pre Hung Entry Door with 9-lite glass
- \*(1) 9 x 7 Non-Insulated Garage Door
- \*(2) Alum windows up to 30 x 36
- \*Vinyl Louvered or Wood 3-slat Shutters
- \*Wood Corners for wood siding
- \*Vinyl Corners for vinyl siding
- \*30 Yr. Architectural Shingles w/ Tar Paper

Upgrade to Insulated 9 x 7  
Garage Door – per door  
  
 Upgrade to 9 x 7 Non Insulated Homestead  
Garage Door with Hardware – Per Door  
  
 Add Window Designer Glass in 9 x 7  
Garage Door – per door

Size	Dura-Temp	Vinyl	Pine, LP Lap, LP B & B	Cedar	Pine B&B <small>**Conventional Framing</small>	Pine B&B Stain	Hardy Plank			
10x16	8330	8876	10989	12209	10597	11659	13475			
10x18	8847	9531	11623	12915	11408	12551	14470			
10x20	9315	10170	12593	13991	12186	13401	15442	385	169	304
10x22	9817	10865	13102	14558	13030	14337	16495	Each	Each	Each
10x24	10325	11579	13644	15161	13912	15300	17572			
10x26	10933	12442	14184	15761	14956	16452	18889			
NOTE: 10' Wide Garages Get An 8' x 7' or Smaller Garage Door										

12x16	9526	10067	12011	13347	12065	13270	15280			
12x18	9886	10696	12643	14049	12830	14108	16238			
12x20	10427	11270	13603	15115	13532	14886	17109			
12x22	11122	11693	14249	15833	14047	15446	17748			
12x24	11745	12650	14852	16502	15226	16747	19206	385	169	304
12x26	12532	13745	15480	17199	16549	18205	20862	Each	Each	Each
12x28	13322	14481	16115	17906	17453	19199	21983			
12x30	14213	15129	16754	18617	18239	20066	22966			
12x32	15102	15860	17725	19694	19134	21049	24073			
12x34	16009	16585	18702	20779	20029	22025	25184			
12x36	16915	17305	19678	21865	20905	22995	26269			

14x20	12377	14087	15984	17761	16970	18675	21386			
14x22	13261	14827	17415	19352	17878	19661	22507			
14x24	14137	15579	17991	19991	18787	20668	23648			
14x26	15431	16326	18634	20704	19703	21670	24781	385	169	304
14x28	16717	17053	19593	21771	20597	22653	25889	Each	Each	Each
14x30	18081	17793	20439	22711	21510	23659	27016			
14x32	19190	18531	21393	23771	22405	24646	28130			
14x34	20516	19584	22390	24878	23690	26059	29727			
14x36	21836	20630	23382	25979	24971	27466	31324			

Retail Sheet

# Double Wide Garages

2023 Retail Prices  
(Effective 01-26-23)

## STANDARDS

- \*12" o.c. PT Joist
- \*7' 0" 2 x 4 Walls
- \*2 x 6 Rafters 16" o.c.
- \*3/12 Roof Pitch
- \*(2) 8 x 8 Gable Vents
- \*12" Overhang on Garage Door Gable  
6" Overhang on sides – 4" on back Gable
- \*(1) Pre-Hung Door with 9-lite glass
- \*(2) 9x7 Non-Insulated Garage Door - Except For 20' Double Wide  
Garages 6' 9" Max Garage Door Height
- \*(4) Alum. Windows Up to 30 x 36
- \*Vinyl Louvered or Wood 3-slat Shutters
- \*Wood Corners for wood siding
- \*Vinyl Corners for vinyl siding
- \*30 Yr. Architectural Shingles w/ Tar Paper  
- Requires on site completion of lagging  
Modular Units together and finishing roof

Upgrade to Insulated 9 x 7  
Garage Door - Per Door

Upgrade to 9 x 7 Homestead Door  
with Hardware - Per door

Add Window Designer Glass in 9 x  
7 Garage Door - Per door

Size	Dura- Temp	Vinyl	Pine, LP Lap, LP B & B	Cedar	Pine B&B **Convention al Framing	Pine B&B Stain	Hardy Plank			
20x20	19049	20256	25447	25447	24644	27108	31367			
20x22	20025	21581	26432	26432	26297	28926	32758	385	169	304
20x24	21012	22932	27487	27487	28000	30805	34811	Each	Each	Each
20x26	22206	24582	28530	28530	30042	33040	34465			

**NOTE: 6' 9" Max Height For Garage Door On 20' Wide**

24x24	23779	24983	29843	29843	30557	33611	37930			
24x26	25300	27062	31050	31050	33129	36444	41080			
24x28	26838	28466	32284	32284	34890	38376	43213	385	169	304
24x30	28571	29703	33528	33528	36428	40070	45089	Each	Each	Each
24x32	30301	31091	35425	35425	38159	41972	47205			
24x34	32064	32487	37314	37314	39886	43880	49317			
24x36	33829	33854	39225	39225	41599	45757	51385			

28x28	33441	33374	39048	39048	41004	45105	50661			
28x30	36099	34788	40698	40698	42777	47056	52812	385	169	304
28x32	38252	36185	42551	42551	44515	48965	54931	Each	Each	Each
28x34	40824	38187	44490	44490	47019	51723	57971			
28x36	43391	40194	46424	46424	49506	54460	61021			

Retail Sheets



# Pool House Patio

## A-Frame or Modern

2023 Retail Prices  
(Effective 01-26-23)

**STANDARDS**

- \*16" o.c. PT Joist
- \*6' 4-1/2" Wall Height
- \*7/12 Roof Pitch
- \*Option of DD Sq. Top Wood or FG, Slab Door  
or Single Pre Hung Door Entry
- \*(1) Pre Hung Entry Door with 9 Lite Glass
- \*(2) 30x36 Alum. Windows
- \*Vinyl Louvered or Wood 3-slat Shutters
- \*Wood Corners for wood siding
- \*Vinyl Corners for vinyl siding
- \*30 Yr. Architectural Shingles w/ Tar Paper
- \*Patio of any size with Poly PVC Decking  
And White VINYL Railings
- \*Standard Poly PVC Decking Colors  
(Harbor Gray or Sandcastle)

Size	Dura-Temp	Vinyl	Pine, LP Lap LP B & B	Cedar	Pine B&B **Conventional Framing	Pine B&B Stain	Hardy Plank
8x12	9032	9032	10561	11734	11236	12359	12406
8x14	9538	9538	11102	12337	11506	12649	13093
8x16	10417	10417	11677	12974	12177	13397	14303

10x12	9490	9490	11102	12337	11309	12436	13023
10x14	10017	10017	11677	12974	12037	13241	13747
10x16	10463	10463	12177	13531	12544	13801	14364
10x18	10975	10975	12787	14207	13131	14441	15059
10x20	11804	11804	13435	14929	14078	15482	16204
10x22	12524	12524	14011	15568	14904	16387	17192
10x24	13009	13009	14589	16211	15129	16641	17852
10x26	13995	13995	15203	16891	15941	17532	19211

12x12	10683	10683	11891	13212	12470	13718	14663
12x14	11171	11171	12456	13840	13356	14692	15336
12x16	11677	11677	13052	14503	13613	14974	16024
12x18	12218	12218	13666	15185	14227	15655	16767
12x20	12731	12731	14260	15844	14814	16295	17480
12x22	13214	13214	15026	16697	15678	17246	18133
12x24	14213	14213	15440	17156	16504	18149	19510
12x26	14985	14985	16060	17845	17064	18772	20567
12x28	15739	15739	16670	18522	17926	19724	21605
12x30	16315	16315	17343	19271	18599	20461	22390
12x32	17035	17035	18275	20308	19393	21330	23377
12x34	17755	17755	19195	21328	20216	22230	24368
12x36	18463	18463	20133	22370	21015	23119	25335

14x20	16072	16072	17087	18986	18306	20135	22059
14x22	16556	16556	17523	19471	18848	20731	22723
14x24	17546	17546	18536	20596	19975	21976	24084
14x26	18563	18563	19634	21816	21134	23247	25483
14x28	19087	19087	20025	22252	21724	23902	26201
14x30	20133	20133	21085	23429	22918	25209	26784
14x32	21083	21083	22111	24568	24001	26404	28937
14x34	22129	22129	23182	25758	25189	27709	30370
14x36	23155	23155	24106	26784	26363	29005	31779

**Retail Sheet**

Framing Options	
Upgrade to 12" Higher Walls	<b>10% More</b>
Reduce to 5/12 Roof Pitch	<b>6% Less</b>
Upgrade From A-Frame to Hip Roof	<b>612</b>
Privacy Walls – Finished on both sides (No Credit for Railing)	<b>58 /LF</b>
6' W x 74" H Sliding Patio Door	<b>840</b>
Horizontal Sliding Bar Window with Countertop	<b>803</b>
2 x 8 Header in Patio Area	<b>5 /LF</b>
2 x 10 Header in Patio Area	<b>9 /LF</b>
12" Farm House Pent Roof - Pine T&G with Standing Seam Metal Roof and Wood Braces	<b>227 /LF</b>
Patio Options	
Screen In Patio Area (Includes 1 Screen Door)	<b>41 /LF</b>
Extra Screen Door	<b>540</b>
4 Track Widows	<b>186 /LF</b>
Credit For No Railings	<b>-13 /LF</b>
Add Top railing	<b>35 /LF</b>
Upgrade to Black Alum Railing	<b>59 /LF</b>
Add Half Moon Braces	<b>35 Each</b>
Add Victorian Braces	<b>49 Each</b>
Upgrade Patio Poly PVC Decking Color to Wolf Topical Hardwood Colors	<b>#### /SF</b>
Match Bar Window Countertop to Floor	<b>N/C</b>
Upgrade Countertop Braces to 14" Douglas Fir - Stained	<b>26 Each</b>
Wrap 4 x 4 Post In Patio Area with Miratec	<b>41 Each</b>
Vinyl Column Options	
6" Square Vinyl	<b>255 Each</b>
8" Square Vinyl	<b>694 Each</b>
8" Round Straight Column	<b>737 Each</b>
8" Round Tapered Column	<b>768 Each</b>
10" Round Straight Column *Not Available*	
10" Round Tapered Column	<b>932 Each</b>
Timber Framing Options	
Open Gable Timber Frame w/ Sunburst	
6 x 6 Timber Frame Headers - Includes Posts (Per FL SF)	<b>12 /FL SF</b>
8 x 8 Timber Frame Headers - Includes Posts (Per FL SF)	<b>15 /FL SF</b>
Pine T&G Roof Sheeting Above Exposed 4 x 6 Timber Frame Rafters (Per FL SF)	<b>20 /FL SF</b>
Pine T&G Ceiling - No Exposed Rafters (Per FL SF)	<b>7 /FL SF</b>
Stain Timber Framing - Soy or Ultra Log Colors *See Pg. 18*	

# 4-Season A-Frame or Hip-Roof Sunroom/Studio

2023 Retail Prices  
(Effective 01-26-23)

**STANDARDS**

- \*16" o.c. PT Floor Joist
- \*2x4 Walls & Rafters
- \*6' 4-1/2" Wall Height - 7/12 Roof Pitch
- \*7' 4-1/2" Wall Height - 5/12 Roof Pitch
- \*6" Overhang on 3 Sides 12" Across Front Gable
- \*(1) Pre Hung Entry Door with Full Glass
- \*Double Hung White Insulated Vinyl Windows  
Window Sizes (24 x 48), (30 x 48), (36 x 48), (40 x 48)
- \*Vinyl Corners for vinyl siding
- \*30 Yr. Architectural Shingles w/ Tar Paper

Size	Vinyl	T & G Azek Vertical	Pine, LP Lap, LP B & B	Cedar	Windows Included
10x14	12281	15712	15712	17458	13
10x16	14040	17962	17962	19958	13
10x18	15790	20205	20205	22451	13
10x20	17543	22451	22451	24946	13
10x22	19303	24689	24689	27432	13
10x24	21049	26937	26937	29930	15

12x14	14717	18830	18830	20923	13
12x16	16841	21555	21555	23949	13
12x18	17401	22266	22266	24741	13
12x20	19334	24743	24743	27491	13
12x22	21267	27214	27214	30238	13
12x24	23206	29682	29682	32981	15
12x26	24296	31090	31090	34544	15
12x28	26163	33480	33480	37201	15
12x30	28037	35876	35876	39863	15

14x14	15264	19528	19528	21697	13
14x16	17444	22322	22322	24802	13
14x18	18947	24244	24244	26939	13
14x20	21049	26937	26937	29930	13
14x22	23159	29633	29633	32927	13
14x24	25261	32321	32321	35914	15
14x26	27367	35024	35024	38916	15
14x28	29475	37714	37714	41904	15
14x30	31577	40408	40408	44899	15

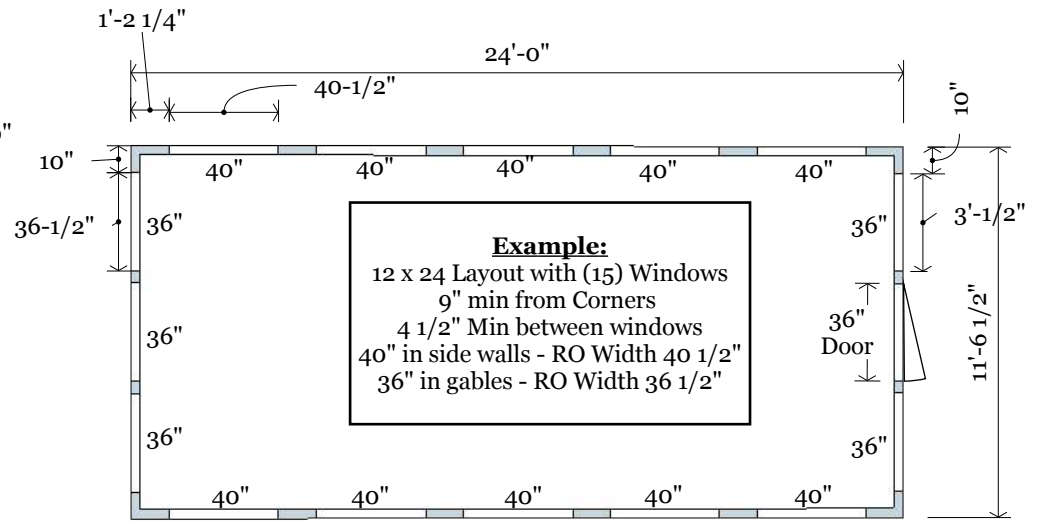
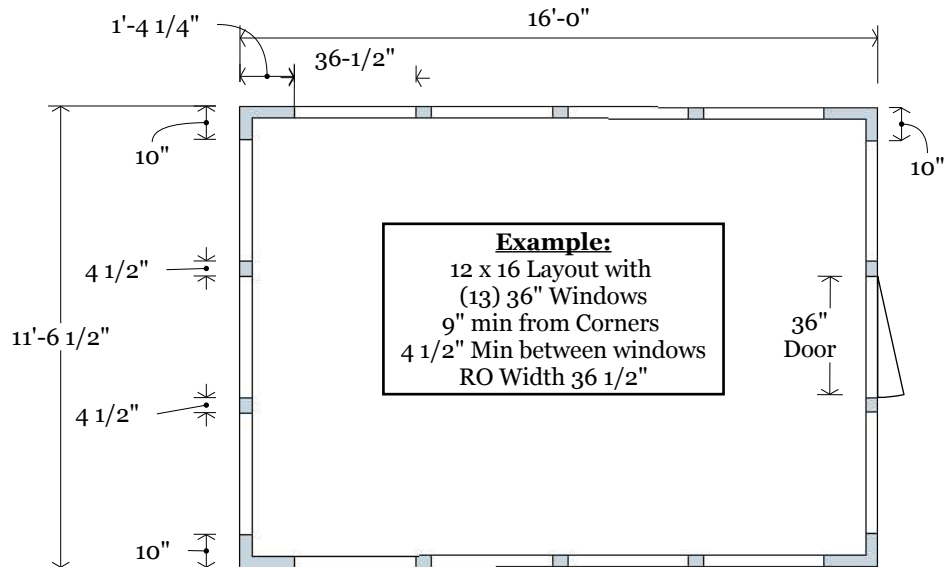
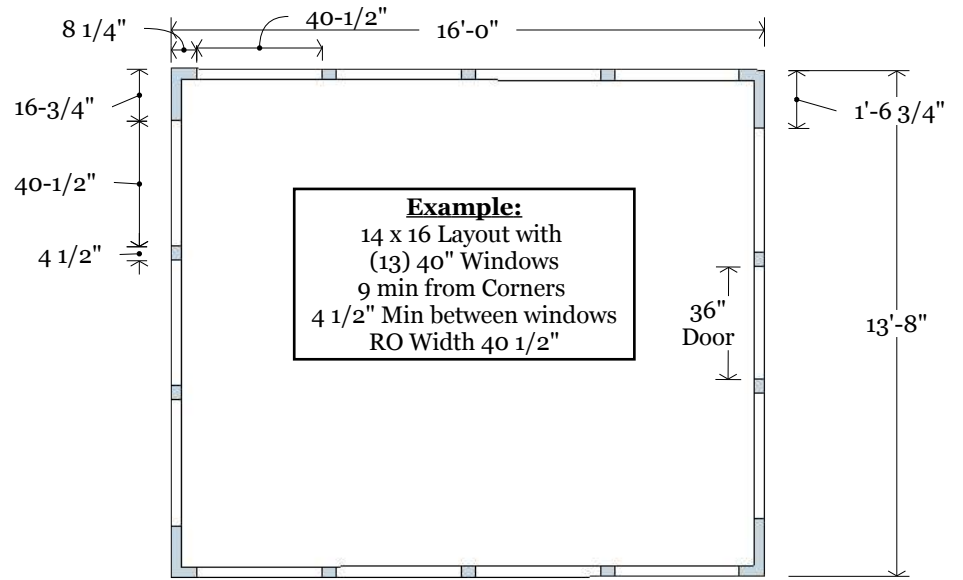
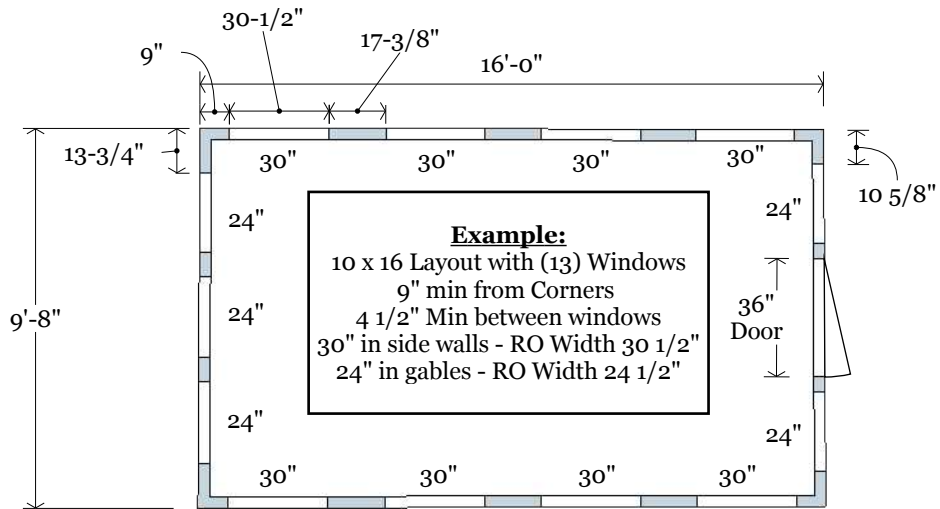
Retail Sheet

Flooring Options	
Linoleum with Hardwood Pattern	5.60 / Per SF
Loose Lay Everlife Cypress Weathered Brina Flooring # 36274	9.45 / Per SF
1/2" Pre Finished Hardwood Flooring	13.97 / Per SF


Finished Interior Options (Does Not Include Flooring, Window Or Door Trim)	
Batt Insulation on Walls & Ceilings (R-13) – 2 x 4 x 6' and 7' walls	7.70 / Per FI SF
Cellulose Insulated FI w/ Plywd on Bot of Joists w/ R-13 between 2 x 4 joists	4.05 / Per FI SF
Cedar Paneling - No OSB Backer	22.28 / Per FI SF
Cedar Paneling with 1/2" OSB Backer	24.71 / Per FI SF
3/4" Pine T & G V-Groove - No Paint Or Stain	22.28 / Per FI SF
3/4" Cedar T & G V-Groove - No Paint Or Stain	27.14 /Per FI SF
Clear Coat Sealer or Painted Interior - Based on Finished Int.Price	25%
White Vinyl Azak T & G	51.46 / Per FI SF
Vinyl Versateck T & G - Available in Weathered Gray or Walnut	64.25 / Per FI SF
Interior Trim around Windows & Doors	81.00 / Each
Rough Sawn 1 x 6 T & G - Stained & Varnished	44.39 / Per FI SF
Fake Wood Beams Up to 8' Long - Pre-Finished	349.92 / Each

Window & Door Options	
Credit For NO Windows	-135.00 / Each
Upgrade Vinyl Vertical Slider Windows to Horizontal Slider	182 / Each
Trapezoid windows - Per 1 Set of 2 - Per Gable	897 / Per Gable
36' Wide Pre Hung Door with Full Glass and (2) 12" Sidelights	1732
6' Wide French Door with (2) 24" Sidelight	2977

Electrical Package	
Interior Electrical Package - Includes (1) Switch - (4) Receptacles and (1) Interior Ceiling Fan with Lights- NO Panel Box or Breakers	1246
For More Electrical Wiring Options - See Pricebook Pg. 38	



Sunroom Studio Layout



# A-Frame Seaside Bar

2023 Retail Prices  
(Effective 01-26-23)

## STANDARDS

- \*16" o.c. PT Joist
- \*6' 11 3/8" Wall Height
- \*7/12 Roof Pitch
- \*A-Frame - 18" Overhangs 3 sides, 6" Back Gable**
- \*Hip Roof - 18" Overhangs on all 4 sides**
- \*(1) Single Pre-Hung Door
- \*(2) Alum Windows up to 30 x36
- \*Choice of Shutters
- \*30 Yr. Architectural Shingles w/ Tar Paper
- \*Wood Corners for wood siding
- \*Vinyl Corners for vinyl siding
- \*30 Yr. Architectural Shingles w/ Tar Paper
- \*Patio of any size with Wolf Poly PVC Decking In Bar Area  
(Standard Poly PVC Decking Colors are Harbor Gray & Sandcastle)
- \* Prices below do not include bar - See options on right**

Size	Dura-Temp	Vinyl	Pine, LP Lap, LP B & B	Cedar	Pine B&B **Convention al Framing	Pine B&B Stain	Hardy Plank
8x12	10109	10109	11637	12931	12312	13435	13482
8x14	10615	10615	12179	13532	12582	13725	14170
8x16	11495	11495	12753	14170	13253	14474	15379

Building Width 12' 11" - Shingle Tip To Shingle Tip							
10x12	10566	10566	12179	13532	12386	13513	14099
10x14	11093	11093	12753	14170	13113	14317	14823
10x16	11540	11540	13253	14726	13621	14877	15440
10x18	12051	12051	13864	15404	14207	15518	16135
10x20	12881	12881	14512	16124	15154	16558	17280
10x22	13601	13601	15088	16765	15980	17464	18268
10x24	14085	14085	15665	17408	16205	17717	18931
10x26	15071	15071	16279	18088	17017	18608	20288

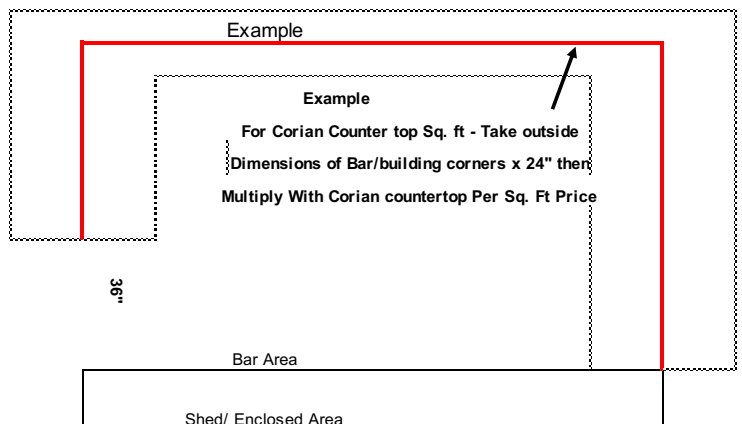
Building Width 14' 9 1/2" Shingle Tip To Shingle Tip							
12x12	11759	11759	12967	14407	13547	14794	15739
12x14	12247	12247	13532	15037	14432	15768	16412
12x16	12753	12753	14128	15698	14690	16051	17100
12x18	13295	13295	14742	16382	15304	16731	17843
12x20	13808	13808	15336	17041	15890	17372	18556
12x22	14290	14290	16103	17894	16754	18322	19210
12x24	15289	15289	16517	18353	17581	19226	20587
12x26	16063	16063	17136	19040	18140	19849	21643
12x28	16816	16816	17746	19719	19003	20801	22682
12x30	17392	17392	18419	20466	19676	21537	23467
12x32	18112	18112	19352	21503	20470	22406	24453
12x34	18833	18833	20272	22523	21292	23306	25445
12x36	19539	19539	21209	23566	22091	24196	26411

Requires - Build On Site							
14x20	17149	17149	18164	20183	19382	21211	23135
14x22	17633	17633	18599	20666	19924	21807	23800
14x24	18623	18623	19613	21793	21051	23053	25160
14x26	19640	19640	20711	23013	22210	24325	26561
14x28	20164	20164	21101	23447	22801	24979	27277
14x30	21209	21209	22162	24624	23994	26285	27860
14x32	22160	22160	23188	25763	25078	27481	30013
14x34	23207	23207	24259	26955	26266	28786	31446
14x36	24232	24232	25182	27981	27439	30082	32855

Retail Sheet

Options	
Upgrade From A-Frame To Hip Roof	612
Add 36" overhang on (1) Gable End of A-Frame	602
Upgrade 18" Overhang Material to Azak	18%
Bar with 5/4 x 6" Wolf Poly PVC Counter Top & 6" Azak Shelf Standard Stock PVC Colors - Sandcastle and Harbor Gray Also Available in Wolf Tropical Hardwood Collection Colors	149 Per LF
Upgrade to Corian Counter Top (Countertop SQ Ft) Available in Sahara and Platinum Colors Upgraded Colors Available Upon request	163 Per SF
Stone Front on Bar 40" High ( Per Sq. FT)	32 Per SF
Upgrade Decking to Wolf Tropical Hardwood Colors	10.94 Per SF
Azek (Up to 1 x 6) For Bottom Perimeter Of Sheds To Cover 4 x 4's	4.25 Per FT
PVC Wolf Decking For Bottom Perimeter Of Sheds To Cover 4 x 4's	11.04 Per FT

Timber Framing Options	
Open Gable Timber Frame w/ Sunburst	
6 x 6 Timber Frame Headers - Includes Posts	12 / FI SF
8 x 8 Timber Frame Headers - Includes Posts	15 / FI SF
Stain 6 x 6 Timber Framing - Soy or Ultra Log Colors	2.96 / FI SF
Stain 8 x 8 Timber Framing - Soy or Ultra Log Colors	3.85 / FI SF
Pine T&G Roof Sheathing Above Exposed	20 / FI SF
4 x 6 Timber Frame Rafters	
Pine T&G Ceiling - No Exposed Rafters	6 / FL SF
Stain T&G Roof Sheathing - Soy or Ultra Log Colors	5.02 / FL SF
Stain T&G Ceiling - Soy or Ultra Log Colors	1.52 / FL SF



# Row Horse Barn

2023 Retail Prices  
(Effective 01-26-23)

## STANDARDS

- \*PT 6 x 6 Perimeter Base
- \*No Floor Except For Tack/Feed Room  
Tack/Feed Room Includes - 2 x 6 PT Joist 16" o.c.  
w/ 5/8" PT Plywood & (1) 3' x 6' 6" Wood Door
- \*Wall Height - 7' 5 1/2"
- \*4 x 4 Rough Cut Oak Post
- \*2 x 4 Rough Cut Oak Horizontal Ties
- \*Double 2 x 4 Top Plate
- \*Pine Board & Batten Siding
- \*12" Front Roof Overhang
- \*3 3/16/12 Roof Pitch
- \*1/2" CDX Plywood Or Techshield Roof Sheathing
- \*Architect Shingles Over Tar Paper

## \*\* (THE FOLLOWING IS INCLUDED PER STALL)

- \*(1) 24" x 27" Aluminum Window
- \*(1) Steel Black Powder Coated Hinged Grill On Inside Of Window
- \*(1) 4' x 7' Wood Dutch Door To Exterior
- \*4' High Rough Cut Oak Kickboard w/ Chew Guard
- \*4' High Partition w/3' High Steel Black Powder Coated Grill

Row Horse Barns with Tack/Feed Room and Feeders				Row Horse Barns No Tack/Feed Room or Feeders			
Barn Size	Stall Size	Tack/Feed Room Size	Price w/o Paint Or Stain	Stall Size	Price w/o Paint Or Stain	Upgrade to 8' Hinged Lean-To	Upgrade to 10' Hinged Lean-To
10x10				10x10 (1)	5108	1555	1848
10x12				10x12 (1)	6123	1866	2207
10x14				10x14 (1)	7082	2155	2566
10x16	10x10 (1)	6x10	8325	10x16 (1)	8085	2477	2935
10x18	10x12 (1)	6x10	9370	10x9 (2)	8979	2755	3306
10x20	10x12 (1)	8x10	10386	10x10 (2)	9797	3098	3675
10x22	10x14 (1)	8x10	11461	10x11 (2)	10896	3410	4046
10x24	10x16 (1)	8x10	12490	10x12 (2)	11853	3719	4244
10x26	10x10 (2)	6x10	13899	10x13 (2)	12649	4034	4782
10x28	10x10 (2)	8x10	14562	10x14 (2)	13857	4339	5154
10x30	10x12 (2)	6x10	15608	10x10 (3)	14817	4653	5523
10x32	10x12 (2)	8x10	16639	10x10 (2) 10x12 (1)	15806	4964	5881
10x36	10x14 (2)	8x10	18743	10x12 (3)	17808	5588	6622
10x40	10x10 (3)	10x10	21373	10x10 (4)	19742	6207	7351
10x48	10x10 (4)	8x10	25078	10x12 (4)	24456	7443	8828
12x12				12x12 (1)	6890	1866	2207
12x14				12x14 (1)	8026	2155	2566
12x16	12x10 (1)	6x12	9513	12x16 (1)	9146	2477	2935
12x18	12x12 (1)	6x12	10705	12x9 (2)	10294	2755	3306
12x20	12x12 (1)	8x12	11881	12x10 (2)	11443	3098	3675
12x22	12x14 (1)	8x12	13074	12x11 (2)	12535	3410	4046
12x24	12x16 (1)	8x12	14264	12x12 (2)	13711	3719	4244
12x26	12x10 (2)	6x12	15824	12x13 (2)	14863	4034	4782
12x28	12x10 (2)	8x12	16646	12x14 (2)	16025	4339	5154
12x30	12x12 (2)	6x12	17852	12x10 (3)	17159	4653	5523
12x32	12x12 (2)	8x12	19030	12x10 (2) 12x12 (1)	18274	4964	5881
12x36	12x14 (2)	8x12	21410	12x12 (3)	20592	5588	6622
12x40	12x10 (3)	10x12	23765	12x10 (4)	22874	6207	7351
12x48	12x10 (4)	8x12	27979	12x12 (4)	27710	7443	8828

Retail Sheet



# Row Horse Barn Options & Run-In Sheds

2023 Retail Prices  
(Effective 01-26-23)

<b>Row Horse Barn Options</b>	
<b>Door Options</b>	
4' x 7' Wood Dutch Door	756
4' x 7' Wood Dutch Door w/Glass In Top Door	1114
4' x 7' Spanish Cedar Wood Dutch Door	3074
4' x 7' Spanish Cedar Wood Dutch Door w/Glass In Top Door	3587
4' x 7' Aluminum Dutch Door (Choose any color from ABM Metal Roofing Colors)	3416
4' x 7' Aluminum Dutch Door w/Glass In Top Door (Choose any color from ABM Metal Roofing Colors)	3985
3' x 6' 8" Wood Tack/Stall Int Door w/Plywood On Each Side & 29" x 36" Steel Black Powder Coated Grill In Top Half Of Door	756
<b>Misc. Options</b>	
Stain Horse Barn Or Run-In Shed with - AL Stain	6%
Stain Horse Barn Or Run-In Shed with - Old Heritage "Ultra Log" Stain	10%
Paint Horse Barn Or Run-In Shed with - Paint	8%
24 x 27 Aluminum Window w/Steel Black Powder Coated Hinged Grill On Inside Of Window	512
24 x 27 Steel Black Powder Coated Hinged Grill On Inside Of Window	391
36" x 32" Drop Down Windows	231
Small Door w/Water Bucket Holder @ 48" To Top Of Bucket	498
12" x 24" x 6" Deep Black Powder Coated Feeder	297
28" Black Powder Coated Hay Rack	446
3' High Opening To Ext On Front w/Steel Black Powder Coated Grill	1345
4' High 2 x 8 SYP T&G Kickboard (Per 12 x 12 Stall)	447
7' 5 1/2" High (To Top Of Wall) 2 x 8 SYP T&G Kickboard (Per 12 x 12 Stall)	769
No Kickboard Installs (Per 12 x 12 Stall)	<b>-413</b>

## Run-In Sheds

**STANDARDS**

- \*PT 6 x 6 Perimeter Base
- \*No Floor Except For Tack/Feed Room
- \*Wall Height - 7' 3 1/2"
- \*Front Wall Height - 8' 3 1/2"
- \*4 x 4 Rough Cut Oak Post
- \*2 x 4 Rough Cut Oak Horizontal Ties
- \*4' High Rough Cut Oak Kickboard

- \*4' High Rough Cut Oak Kickboard
- \*Pine Board & Batten Siding
- \*Closed Soffit
- \*16" Front Roof Overhang
- \*4/12 Roof Pitch
- \*1/2" CDX Plywood Or Techshield Roof Sheathing
- \*Architect Shingles Over Tar Paper

Size	Price w/o Paint Or Stain	Run-In Sheds w/ Feed Room & Feeders	Size	Price w/o Paint Or Stain	Run-In Sheds w/ Feed Room & Feeders	Size	Price w/o Paint Or Stain	Run-In Sheds w/ Feed Room & Feeders
8x8	2868		10x10	4004		12x12	5304	
8x10	3556		10x12	4513		12x14	6127	
8x12	4214		10x14	5290		12x16	6962	8014
8x14	4902	5636.4	10x16	5961	6776.55	12x18	7875	8877
8x16	5590	6255.15	10x18	6648	7466.25	12x20	8652	9621
8x20	6993	7552.05	10x20	7383	8172.45	12x22	9578	10496
			10x22	8129	8819.25	12x24	10444	11311
			10x24	8787	9480.9	12x26	11326	12144
			10x26	9517	10157.4	12x28	12206	12990
			10x28	10252	10861.95	12x30	13060	13792
			10x30	10981	11581.35	12x32	13927	14624
			10x32	11730	12229.8	12x36	15661	16287
			10x36	13192	13610.85	12x40	17393	17894
			10x40	14656	15018.3			

Retail Sheet

# Chalet

(Requires Roof On Site)

2023 Retail Prices  
(Effective 01-26-23)

**STANDARDS**

- \*16" o.c. PT Joist
- \*2 x 4 x 8' 4-1/2" high walls
- \*2 x 4 Rafters @ 16" o.c.
- \*7/12 Roof Pitch
- \*(2) Moonlight Gable Vents
- \*10" Overhangs on all 4 sides
- \*DD Sq. Top - Wood or Fiberglass Slab door with 9-lite Glass (6" Higher)
- \*(Door width is based on half the width of the building)
- \*(2) Alum Windows up to 30 x 36
- \*Choice Of Shutters
- \*Wood Corners for wood siding
- \*Vinyl Corners for vinyl siding
- \*30 Yr. Architectural Shingles w/ Tar Paper

**Full Row Dormer "Approx." Wall Hgt On Top Of Knee Wall**

- \* 7/12 - 3' 2" +/-
- \* 8/12 - 3' 8" +/-
- \* 9/12 - 4' 1" +/-
- \* 10/12 - 4' 7" +/-
- \* 11/12 - 5' 0" +/-
- \* 12/12 - 5' 6" +/-

Size	Dura-Temp	Vinyl	Pine, LP Lap, B & B	Cedar	Pine B&B [Conventional Framing]	Pine B&B Stain	Hardy Plank										
10x12	7184	8206	10339	11489	9812	10768	12143	966		574	958	1354	1354				1334
10x14	7888	8536	10960	12177	10417	11437	12872	1127	See	598	995	1355	1355			34	1397
10x16	8462	9171	11599	12888	11180	12274	13828	1288	Options	643	1070	1380	1380	N/A	N/A	Per SQ	1505
10x18	9104	9968	12364	13738	12170	13363	15046	1449	Below	697	1163	1410	1410			FT	1637
10x20	9684	10755	13554	15061	13122	14413	16241	1610		753	1254	1439	1439				1765

When Adding 2<sup>nd</sup> Floor in 10 Wide Buildings – Pull down steps or access hole w/ ladder recommended

12x14	9308	9968	12233	13592	12170	13363	15046	1352	1035	** 846	** 1312	1410	1410				1641
12x16	9949	10625	12847	14276	12967	14245	16045	1546	1035	** 913	** 1410	1434	1434	1708	860		1751
12x18	10399	11403	13621	15134	13912	15282	17212	1739	1035	** 988	** 1520	1464	1464	1918	1023	34	1875
12x20	10854	12112	14803	16448	14774	16232	18299	1932	1035	** 1060	** 1624	1491	1491	2128	1187	Per SQ	1991
12x22	11943	12616	15586	17318	15399	16920	19064	2125	1035	** 1117	** 1705	1509	1509	2338	1351	FT	2089
12x24	12712	13802	16339	18155	16852	18511	20869	2318	1035	** 1221	** 1865	1555	1555	2552	1511		2279
12x26	13696	15136	17105	19006	18468	20300	22889	2512	1035	** 1336	** 2041	1606	1606	2766	1670		2500

14x16	11288	13741	15266	16961	16774	18445	20772	1803	1035	** 1159	** 1802	1553	1553	1708	860		2243
14x18	12388	14623	16495	18328	17890	19661	22149	2029	1035	** 1247	** 1929	1586	1586	1918	1023		2394
14x20	13498	15559	17723	19692	18997	20876	23535	2254	1035	** 1337	** 2062	1621	1621	2128	1187	34	2559
14x22	14605	16474	18947	21053	20106	22090	24910	2479	1035	** 1425	** 2194	1656	1656	2338	1351	Per SQ	2717
14x24	15700	17386	20178	22421	21278	23326	26307	2705	1035	** 1513	** 2325	1691	1691	2552	1511	FT	2874
14x26	17307	18301	20979	23310	22342	24557	27695	2930	1035	** 1603	** 2457	1725	1725	2766	1670		3045
14x28	18911	19192	22145	24606	23438	25760	29050	3156	1035	** 1690	** 2586	1758	1758	2979	1828		3212
14x30	20612	20113	23188	25763	24565	26993	30443	3381	1035	** 1779	** 2717	1795	1795	3192	1987		3381

**Retail Sheet**

		Misc. Options	
<b>** Includes 2 x 6 Rafters</b>		Upgrade 2 x 4 Exterior Walls to 2 x 6	0.91 /FL SF
		Upgrade 2 <sup>nd</sup> FL – 2 x 8 Floor Joists to 2 x 10	2.17 /SF
<b>*** A-Dormer On Chalet w/ 7/12 Roof Pitch</b>	<b>805</b>	Deluxe Pull Down Stairs – 8' to 10' Ceiling Height	480
		Interior 2 <sup>nd</sup> Floor Access Hole with Ladder	163
<b>**** Mini Row Dormer On Chalet w/ 7/12 Roof Pitch</b>	<b>973</b>	Upgrade Rafters From 2 x 4 To 2 x 6	0.91 /FL SF
		Stain Fiberglass Doors with Old Heritage Stain	121 Per Door
		Add 4, 5, or 6' Wide Azek T & G Double Door – No Glass	833
		Add 36 Wide Azek T & G Single Door – No Glass	483
		Versetta Stone Front	34 /SF
		Hinged Roof System	10%

# Dutch Barn (2-story) Single Wides

2023 Retail Prices  
(Effective 01-26-23)

**STANDARDS**

- \*8" o.c. PT Joist w/ 5/8" CDX plywood - (1<sup>st</sup> Floor)
- \*2x6 Walls @ 16" o.c.
- \*L-shaped Stairs
- \*16" o.c. 2x10 Joists w/ 5/8 CDX plywood - (2<sup>nd</sup> floor)
- \*Barn Style Trusses @ 16" o.c.
- \*Fullsize Pre-Hung Door
- \*(1) 9x7 Garage Door
- \*(4) Alum. Windows
- \*Choice of shutters
- \*Wood Corners for wood siding
- \*Vinyl Corners for vinyl siding
- \*Tyvek on Walls (except DuraTemp)
- \*30 Yr. Arch. Shingles w/ Tar Paper
- \*Ridge Vent

Upgrade to 9' x 7' Non-Insulated Homestead Garage Door with Hardware - per door  
 Add Designer Glass to 7 Garage Door - per door  
 Stain 9 x 7 Garage Door with Old Heritage Stain - per door  
 Stain Fiberglass Doors - per door  
 Add - 30x36 Alum. Vertical Slider  
 30 x 10 Alum. Transom

Size	DuraTemp	Vinyl	Pine, LP Lap, LP B & B	Cedar	Pine B&B Conventional Framing	Stain Pine B&B	Hardy Plank	175	315	542	120	133	119	545
12x20	18916	19441	22964	25515	22862	24705	25319	175	315	542	120	133	119	545
12x22	20333	20417	24278	26975	23998	25912	26514	175	315	542	120	133	119	545
12x24	21648	22136	25555	28396	26056	28026	28740	175	315	542	120	133	119	545
12x26	23177	24036	26845	29829	28298	30557	31201	175	315	542	120	133	119	545
12x28	24721	25452	28163	31294	29981	32359	33005	175	315	542	120	133	119	545
12x30	26397	26740	29472	32748	31497	33980	34629	175	315	542	120	133	119	545

14x20	22369	23954	26945	29939	28287	30599	31311	175	315	542	120	133	119	545
14x22	24110	25442	29411	32680	30035	32463	33178	175	315	542	120	133	119	545
14x24	25858	26940	30707	34120	31792	34356	35072	175	315	542	120	133	119	545
14x26	28168	28432	32109	35677	33556	36241	36950	175	315	542	120	133	119	545
14x28	30468	29906	33924	37693	35294	38092	38801	175	315	542	120	133	119	545
14x30	32881	31399	35599	39554	37053	39981	45665	175	315	542	120	133	119	545

## WILLIAMSBURG (Deluxe Dormer Barn with Door)

**STANDARDS**

- \*8" o.c. PT Joist w/ 5/8" CDX plywood - (1<sup>st</sup> Floor)
- \*16" o.c. 2x10 Joists w/ 5/8 CDX plywood - (2<sup>nd</sup> floor)
- \*2x6 Rafters & Wall @ 16" o.c.
- \*Fullsize Pre-Hung Door or Double Door
- \*Choice of shutters

**STANDARDS - Continued**

- \*(4) Alum. Windows
- \*(1) 9x7 Garage Door
- \*L-shaped Stairs
- Tyvek on Walls (except DuraTemp)
- \*30 Yr. Arch. Shingles w/ Tar Paper
- \*Ridge Vent

Size	DuraTemp	Vinyl	Pine, LP Lap, LP B & B	Cedar	Pine B&B ** Conventional Framing	Stain Pine B&B	Hardy Plank	175	315	542	120	133	119	545	TJI Floor Joists
12x24	25736	26581	33149	36832	33723	37097	37469	175	315	542	120	133	119	545	N/A
12x26	27115	28007	34923	38803	35530	39088	39480	175	315	542	120	133	119	545	N/A
12x28	28936	29888	37268	41410	37910	41708	42126	175	315	542	120	133	119	545	N/A
12x30	30753	31766	39604	44006	40292	44321	44774	175	315	542	120	133	119	545	N/A
12x32	31845	32888	41011	45568	41727	45896	46361	175	315	542	120	133	119	545	N/A
12x34	33614	34725	43293	48104	44051	48456	48942	175	315	542	120	133	119	545	N/A
12x36	34533	35698	44517	49464	45294	49823	50323	175	315	542	120	133	119	545	N/A

14x24	29335	30300	37784	41983	38439	42280	42709	175	315	542	120	133	119	545	N/A
14x26	31050	32085	39995	44440	40695	44758	45211	175	315	542	120	133	119	545	N/A
14x28	33175	34262	42726	47474	43470	47815	48302	175	315	542	120	133	119	545	N/A
14x30	35296	36453	45460	50510	46249	50873	51387	175	315	542	120	133	119	545	N/A
14x32	36565	37767	47094	52327	47912	52703	53239	175	315	542	120	133	119	545	N/A
14x34	38628	39900	49754	55283	50619	55682	56242	175	315	542	120	133	119	545	N/A
14x36	40698	42033	52413	58237	53323	58658	59252	175	315	542	120	133	119	545	N/A

\*\*\* 16' Wides – MODULAR (Party wall needed unless TJI's purchased)

16x24	34760	35898	44772	49747	45549	50101	50607	175	315	542	120	133	119	545	1774
16x26	37651	38887	48487	53876	49331	54264	54812	175	315	542	120	133	119	545	1922
16x28	40548	41876	52218	58021	53123	58441	59031	175	315	542	120	133	119	545	2069
16x30	43439	44865	55944	62160	56915	62608	63242	175	315	542	120	133	119	545	2218
16x32	46333	47856	59682	66313	60716	66792	67464	175	315	542	120	133	119	545	2366
16x34	49226	50852	63410	70455	64512	70963	71673	175	315	542	120	133	119	545	2513
16x36	52126	53839	67141	74601	68303	75135	75892	175	315	542	120	133	119	545	2661

Please Call for Quote on the following:

- Roof-Built-On-Site (Modular) – Add 20% For Road Crew plus 7.00 per mile
- Complete-Built-On-Site – Add 30% For Road Crew plus 10.00 per mile (J & M Ships Materials)

**Retail Sheet**

# Dutch Barn (2-story) - MODULAR

2023 Retail Prices  
(Effective 01-26-23)

## STANDARDS

\*NO FLOOR – Installed on CUSTOMER'S Concrete

\*16" o.c. 2x10 Joists w/ 5/8 CDX plywood - (2<sup>nd</sup> floor)

\*2x6 Walls @ 16" o.c.

\*Barn Style Engineered Trusses @ 16" o.c.

\*(1) Fullsize Pre-Hung Door

\*(1) 9x7 Garage Door

(24' or 28' Wide building Get 2 Garage Doors)

\*(4) Alum. Windows

\*Wood Corners for wood siding

\*Vinyl Corners for vinyl siding

\*Choice of shutters

\*L-shaped Stairs

\*Tyvek on Walls (except DuraTemp)

\*30 Yr. Arch. Shingles w/ Tar Paper

\*Ridge Vent

8" o.c. PT Joist w/ 5/8" CDX plywood - (1<sup>st</sup> Floor) = / SF

*TJI Floor Joists*  
*Upgrade to 9' x 7' Non Insulated Homestead Garage Door with decorative hardware - per door*  
*Add Designer Glass in 7 Garage Door - per door*  
*Stain 9 x 7 Garage Door - per door*  
*Stain Fiberglass Door with Heritage Stain - per door*  
*Add - 30x36 Alum. Vertical Slider*  
*30x10 Alum. Transom*

Size	DuraTemp	Vinyl	LP Lap, LP B & B	Cedar	Hardy Plank	Pine B&B	Stain Pine B&B							
16x20	32778	34939	39053	44839	40353	41066	42025	1478	175	315	542	120	133	119
16x22	34372	36635	40940	47009	42308	43052	44056	1627	175	315	542	120	133	119
16x24	35966	38308	42840	49180	44261	45038	46093	1774	175	315	542	120	133	119
16x26	37583	40059	44753	51380	46242	47056	48146	1922	175	315	542	120	133	119
16x28	39205	41781	46676	53576	48220	49067	50206	2069	175	315	542	120	133	119

18x20	36876	39310	43936	50440	45395	46198	47276	1663	175	315	542	120	133	119
18x22	38666	41218	46060	52882	47593	48437	49560	1830	175	315	542	120	133	119
18x24	40462	43125	48195	55328	49795	50673	51849	1996	175	315	542	120	133	119
18x26	42282	45068	50353	57801	52021	52936	54168	2162	175	315	542	120	133	119
18x28	44105	47002	52509	60279	54250	55200	56488	2328	175	315	542	120	133	119

20x20	38670	41277	46226	53102	47791	48647	49796	1848	175	315	542	120	133	119
20x22	40502	43213	48382	55580	50022	50913	52115	2033	175	315	542	120	133	119
20x24	42310	45150	50537	58044	52239	53170	54427	2218	175	315	542	120	133	119
20x26	44133	47086	52693	60517	54465	55438	56746	2402	175	315	542	120	133	119
20x28	45953	49025	54857	62993	56693	57699	59064	2587	175	315	542	120	133	119

\*\*\*\*\*24' x 24' and Larger come with 8 standard windows

24x24	45584	48710	54647	62809	56527	57556	58937	2975	175	315	542	120	133	119
24x26	47738	50981	57145	65650	59084	60149	61586	3224	175	315	542	120	133	119
24x28	49889	53251	59630	68492	61642	62746	64239	3472	175	315	542	120	133	119
24x30	51737	55213	61815	71001	63901	65037	66581	3720	175	315	542	120	133	119
24x32	53580	57171	63992	73493	66143	67324	68915	3968	175	315	542	120	133	119
24x34	55430	59136	66178	75999	68399	69613	71258	4215	175	315	542	120	133	119
24x36	58795	62619	69878	80197	72177	73428	75122	4463	175	315	542	120	133	119

\*\*\*\*\*Buildings Longer than 30'.....MUST be BUILT-ON-SITE if TJI's are purchased

28x28	53144	56952	64192	73871	66483	67729	69419	4390	175	315	542	120	133	119
28x30	55181	59105	63712	76575	68917	70208	71946	4704	175	315	542	120	133	119
28x32	57220	61262	68943	79294	71363	72690	74485	5018	175	315	542	120	133	119
28x34	59259	63417	71314	82010	73810	103716	77012	5331	175	315	542	120	133	119
28x36	62809	67088	75206	86405	77765	79172	81065	5645	175	315	542	120	133	119
28x38	65534	69925	78265	89885	80897	82336	84282	7358	175	315	542	120	133	119

Retail Sheet

Please Call for Quote on the following:

- Roof-Built-On-Site (Modular) – Add 20% For Road Crew plus 7.00 per mile

- Complete-Built-On-Site – Add 30% For Road Crew plus 10.00 per mile (J & M Ships Materials)

# A-Frame (2-story) - MODULAR

2023 Retail Prices  
(Effective 01-26-23)

## STANDARDS

- \*NO FLOOR – Installed on CUSTOMER'S Concrete
- \*16" o.c. 2x10 Joists w/ 5/8 CDX plywood - (2<sup>nd</sup> floor)
- \*2x6 Walls @ 16" o.c.
- \*9' \_9" Wall Height
- \*7' \_11" Ceiling Height
- \*6/12 Roof Pitch @ 16" o.c.
- \*Fullsize Pre-Hung Door
- \*(1) 9x7 Garage Door  
(24' or 28' Wide Building Get 2 Garage Doors)
- \*(4) Alum. Windows
- \*Choice of shutters
- \*Wood Corners for wood siding
- \*Vinyl Corners for vinyl siding
- \*L-shaped Stairs
- \*Tyvek on Walls (except DuraTemp)
- \*Arch. Shingles w/ Tar Paper
- \* Ridge Vent

8" o.c. PT Joist w/ 5/8" CDX plywood - (1<sup>st</sup> Floor) = 5.43 / SF

- TJI Floor Joists
- Upgrade to 9' x 7' Non Insulated Homestead Garage Door with decorative hardware – per door
- Add Designer Glass in x 7 Garage Door – per door
- Stain 9 x 7 Garage Door – per door
- Stain Fiberglass Door with Heritage Stain – per door
- Add – 30x36 Alum. Vertical Slider
- 30x10 Alum. Transom

Size	DuraTemp	Vinyl	LP Lap, LP B & B	Cedar	Hardy Plank	Pine B&B	Stain Pine B&B								
16x20	29635	31801	35915	41353	37217	37930	38887	1478	175	315	542	120	133	119	
16x22	31031	33297	37602	43295	38966	39709	40716	1627	175	315	542	120	133	119	
16x24	32422	34792	39300	45243	40717	41494	42544	1774	175	315	542	120	133	119	
16x26	33812	36281	40987	47185	42466	43276	44373	1922	175	315	542	120	133	119	
16x28	35207	37784	42669	49138	44224	45068	46205	2069	175	315	542	120	133	119	

18x20	33343	35775	40408	46515	41864	42662	43748	1663	175	315	542	120	133	119
18x22	34909	37457	42308	48704	43834	44672	45805	1830	175	315	542	120	133	119
18x24	36475	39139	44212	50897	45806	46683	47864	1996	175	315	542	120	133	119
18x26	38042	40822	46111	53088	47779	48689	49922	2162	175	315	542	120	133	119
18x28	39604	42506	48013	55277	49749	50699	51982	2328	175	315	542	120	133	119

20x20	34972	37576	42525	48986	44086	44942	46102	1848	175	315	542	120	133	119
20x22	36537	39256	44427	51172	46055	46960	48157	2033	175	315	542	120	133	119
20x24	38098	40933	46326	53370	48032	48960	50220	2218	175	315	542	120	133	119
20x26	39664	42620	48228	55550	49996	50971	52274	2402	175	315	542	120	133	119
20x28	41230	44300	50131	57745	51970	52981	54336	2587	175	315	542	120	133	119

\*\*\*\*24' x 24' and Larger come with 8 standard windows

24x24	40933	44065	50006	57640	51875	52906	54290	2975	175	315	542	120	133	119
24x26	42840	46085	52246	60211	54189	55256	56691	3224	175	315	542	120	133	119
24x28	45434	48848	55323	63744	57369	58490	60002	3472	175	315	542	120	133	119
24x30	47075	50605	57306	66028	59425	60580	62141	3720	175	315	542	120	133	119
24x32	48715	52360	59285	68306	61474	62673	64285	3968	175	315	542	120	133	119
24x34	51497	55346	62655	72188	64969	66232	67937	4215	175	315	542	120	133	119
24x36	54758	58725	66271	76277	68649	69955	71712	4463	175	315	542	120	133	119

\*\*\*\*Buildings Longer than 30'.....MUST be BUILT-ON-SITE if TJI's are purchased

28x28	49354	53310	60827	70222	63200	64503	66252	4390	175	315	542	120	133	119
28x30	51191	55269	63012	72734	65461	66799	68605	4704	175	315	542	120	133	119
28x32	53029	57225	65203	75247	67722	69099	70954	5018	175	315	542	120	133	119
28x34	54866	59185	67386	77758	69983	71395	73306	5331	175	315	542	120	133	119
28x36	58293	62734	71164	82030	73826	75278	77249	5645	175	315	542	120	133	119
28x38	60797	65354	74009	85274	76746	78246	80259	7358	175	315	542	120	133	119

Retail Sheet

## LAKESIDE

- Take A-Frame Price
- Multiply by 1.21
- Add TJI Price

Please Call for Quote on the following:

- Roof-Built-On-Site (Modular) – Add 20% For Road Crew plus 7.00 per mile
- Complete-Built-On-Site – Add 30% For Road Crew plus 10.00 per mile (J & M Ships Materials)



# Kingston (2-story) - MODULAR

2023 Retail Prices  
(Effective 01-26-23)

## STANDARDS

**\*NO FLOOR – Installed on CUSTOMER'S Concrete**

\*16" o.c. TJI Joists w/ 5/8 CDX plywood - (2<sup>nd</sup> floor)

\*2x6 Walls @ 16" o.c.

\*6' -4-1/2" High Knee Wall on 2<sup>nd</sup> Floor

\*5/12 Roof Pitch @ 16" o.c.

\*Fullsize Pre-Hung Door

\*(1) 9x7 Garage Door

(24' or 28' Wide Building get 2 garage doors)

\*(4) Alum. Windows

\*Choice of shutters

\*Wood Corners for wood siding

\*Vinyl Corners for vinyl siding

\*L-shaped Stairs

\*Arch. Shingles w/ Tar Paper

\*Ridge Vent

\*Tyvek on Walls (except DuraTemp)

8" o.c. PT Joist w/ 5/8" CDX plywood (1<sup>st</sup> Floor) = 5.43 / SF

Center Partition Wall (2x10 Joists) – MODULAR  
 Optional (7' - 4-1/2") Knee Walls  
 24" Pent Roof Above Garage Doors  
 Upgrade To 9' x 7' Non-Ins. Homestead Garage Door with Hardware – per door  
 Add Designer Glass In 9 x 7 Garage Door per door  
 Stain Garage Door with Old Heritage Stain – per door  
 Fiberglass Door Stained – per door  
 Add – 30x36 Alum. Vertical Slider  
 30 x 10 Alum. Transom

Size	DuraTemp	Vinyl	LP Lap, LP B & B	Cedar	Hardy Plank	Pine B&B	Stain Pine B&B									
18x20	44552	48241	55615	64258	57832	59136	60716	N/A		2174	175	315	542	120	133	119
18x22	46779	50654	58396	67473	60725	62085	63746	N/A		2174	175	315	542	120	133	119
18x24	49012	53069	61180	70665	63599	65048	66780	N/A	5%	2174	175	315	542	120	133	119
18x26	51247	55480	63956	73887	66497	67991	69808	N/A	More	2174	175	315	542	120	133	119
18x28	53475	57901	66731	77096	69388	70943	72840	N/A		2174	175	315	542	120	133	119

20x20	46891	50822	58671	67807	61026	62412	64099	N/A		2415	175	315	542	120	133	119
20x22	49149	53256	61471	71020	63917	65385	67148	N/A	5%	2415	175	315	542	120	133	119
20x24	51399	55689	64265	74270	66843	68357	70200	N/A	More	2415	175	315	542	120	133	119
20x26	53650	58123	67064	77499	69748	71328	73246	N/A		2415	175	315	542	120	133	119
20x28	55899	60554	69864	80735	72662	74298	76295	N/A		2415	175	315	542	120	133	119

\*\*\*\*\*24' x 24' and Larger come with 8 standard windows

24x24	55449	60036	69172	79921	71929	73570	75507	-1686		2898	175	315	542	120	133	119
24x26	58090	62867	72364	83591	75231	76895	78948	-1826		2898	175	315	542	120	133	119
24x28	61439	66442	76412	88242	79419	81169	83321	-1967	5%	2898	175	315	542	120	133	119
24x30	63814	69001	79338	91616	82453	84271	86499	-2106	More	2898	175	315	542	120	133	119
24x32	66189	71561	82268	94983	85484	87372	89679	-2247		2898	175	315	542	120	133	119
24x34	69732	75373	86609	99997	89997	91973	94397	-2388		2898	175	315	542	120	133	119
24x36	73752	79581	91198	105215	94694	96740	99241	-2528		2898	175	315	542	120	133	119

\*\*\*\*\* 24' x 30' and LARGER need to be ON-SITE-BUILD unless Center Partition Option is Purchased

28x28	68404	74225	84387	97643	87878	89560	92414	-2529		3381	175	315	542	120	133	119
28x30	71097	77100	87589	101323	91191	92929	95872	-2709		3381	175	315	542	120	133	119
28x32	73796	79986	90792	105005	94505	96289	99334	-2889	5%	3381	175	315	542	120	133	119
28x34	76489	82864	93996	108691	97822	99666	102793	-3069	More	3381	175	315	542	120	133	119
28x36	80803	87371	71110	114175	102757	104650	107879	-3249		3381	175	315	542	120	133	119
28x38	84184	90930	102701	118612	106750	108696	112018	-3431		3381	175	315	542	120	133	119

Please Call for Quote on the following:

- Roof-Built-On-Site (Modular) – Add 20% For Road Crew plus 7.00 per mile

- Complete-Built-On-Site – Add 30% For Road Crew plus 10.00 per mile (J & M Ships Materials)

Retail Sheet

# Providence (2-story) - MODULAR

2023 Retail Prices  
(Effective 01-26-23)

## STANDARDS

- \*NO FLOOR – Installed on CUSTOMER'S Concrete
- \*16" o.c. TJI Joists w/ 5/8 CDX plywood - (2<sup>nd</sup> floor)
- \*2x6 Walls @ 16" o.c.
- \*8' 10-3/4" High Wall Height
- \*12/12 Roof Pitch
- \*Engineered Roof Trusses @ 16" o.c.
- \*Fullsize Pre-Hung Door
- \*Wood Corners for wood siding
- \*Vinyl Corners for vinyl siding
- \*Choice of shutters
- \*(4) Alum. 36 x 48 Windows with Transoms on 1<sup>st</sup> Floor
- \*(2) Alum. 24 x 36 Double Windows on 2<sup>nd</sup> Floor
- \*(1) 9x7 Garage Door (Except 24' or 28' Wide Gets (2) Doors)
- \*L-shaped Stairs

## STANDARDS – cont.

- \*Custom Colored Garage Doors
- \*Transom Windows Above Garage Door
- \*Arch. Shingles w/ Tar Paper
- \* Ridge Vent
- \*Tyvek House wrap (except DuraTemp)
- \*12" Overhang on Side walls – 10" On gable
- 8" o.c. PT Joist w/ 5/8" CDX plywood - (1<sup>st</sup> Floor) = 5.43 / SF

- Center Partition Wall (2x10 Joists) – MODULAR
- Back Row Dormer (6' 4-1/2" High) – 5' 4" LESS WIDTH
- Back Row Dormer (7' 4-1/2" High) – 5' 4" LESS WIDTH
- Pent Roof Across Row Dormer
- Upgrade to 9' x 7' Homestead Non-Ins. Garage Door with hardware – per door
- Add Designer Glass In 9 x 7 Garage Door – Per door
- Stain Garage Door – Old Heritage Stain – per door
- Fiberglass Door Stained – per door
- Add – 30x36 Alum. Vertical Slider
- Upgrade to 30 x 36 Vinyl Window – per window
- 10x30 Alum. Transom

Size	DuraTemp	Vinyl	LP Lap,				Pine B&B												
			LP B & B	Cedar	Hardy Plank														
18x20	46877	49922	55701	63922	57530	58534	59880	N/A	2128	2338	1187	175	315	542	120	133	140	119	
18x22	49088	52274	58340	66943	60249	61292	62706	N/A	2338	2575	1348	175	315	542	120	133	140	119	
18x24	51298	54633	60968	69967	62970	64062	65538	N/A	2552	2808	1511	175	315	542	120	133	140	119	
18x26	53512	56985	63597	72980	65683	66824	68369	N/A	2765	3041	1669	175	315	542	120	133	140	119	
18x28	55720	59348	66231	75999	68399	69587	71197	N/A	2979	3276	1831	175	315	542	120	133	140	119	

20x20	49180	52434	58623	67305	60575	61647	63088	N/A	2128	2338	1187	175	315	542	120	133	140	119
20x22	51406	54810	61271	70343	63308	64437	65935	N/A	2338	2575	1348	175	315	542	120	133	140	119
20x24	53664	57181	63924	73393	66054	67216	68787	N/A	2552	2808	1511	175	315	542	120	133	140	119
20x26	55871	59560	66570	76430	68787	69998	71633	N/A	2765	3041	1669	175	315	542	120	133	140	119
20x28	58098	61933	69223	79473	71524	72781	74482	N/A	2979	3276	1831	175	315	542	120	133	140	119

### \*\*\*\*24' x 24' and Larger come with 8 standard windows

24x24	58238	62150	69571	79910	71920	73199	74937	-1686	2552	2808	1511	175	315	542	120	133	140	119
24x26	60974	65025	72732	83507	75156	76489	78285	-1826	2765	3041	1669	175	315	542	120	133	140	119
24x28	64572	68835	76937	88324	79490	80892	82780	-1967	2979	3276	1831	175	315	542	120	133	140	119
24x30	66978	71383	79763	91565	82409	83860	85804	-2106	3191	3510	1994	175	315	542	120	133	140	119
24x32	69382	73939	82593	94815	85334	86830	88844	-2247	3403	3742	2155	175	315	542	120	133	140	119
24x34	73215	78029	87169	100063	90057	91632	93769	-2388	3613	3979	2316	175	315	542	120	133	140	119
24x36	78484	83449	92878	106502	95851	97484	99677	-2528	3828	4211	2477	175	315	542	120	133	140	119

### \*\*\*\* 24' x 30' and LARGER need to be ON-SITE-BUILD unless Center Partition Option is Purchased

28x28	70740	75686	85078	97832	88048	89679	91861	-2529	2979	3276	1831	175	315	542	120	133	140	119
28x30	73479	78572	88256	101462	91315	92986	95240	-2709	3191	3510	1994	175	315	542	120	133	140	119
28x32	76213	81459	91429	105089	94581	96297	98623	-2889	3403	3742	2155	175	315	542	120	133	140	119
28x34	78950	84343	94602	108710	97839	99615	102004	-3069	3613	3979	2316	175	315	542	120	133	140	119
28x36	84508	90066	100597	115474	103927	105746	108203	-3249	3828	4211	2477	175	315	542	120	133	140	119
28x38	88083	93783	104603	120026	108022	109891	112417	-3431	4040	4445	2636	175	315	542	120	133	140	119

Please Call for Quote on the following:

- Roof-Built-On-Site (Modular) – Add 20% For Road Crew plus 7.00 per mile
- Complete-Built-On-Site – Add 30% For Road Crew plus 10.00 per mile (J & M Ships Materials)

Retail Sheet

# Jefferson (2-story) - MODULAR

2023 Retail Prices  
(Effective 01-26-23)

## STANDARDS

- \*NO FLOOR – Installed on CUSTOMER'S Concrete
- \*16" o.c. TJI Joists w/ 5/8 CDX plywood - (2<sup>nd</sup> floor)
- \*2x6 Walls @ 16" o.c.
- \*12/12 Roof Pitch
- \*Engineered Roof Trusses @ 16" o.c.
- \*(2) Frame-Out A-Dormers with Window
- \*Fullsize Pre-Hung Door
- \*Wood Corners for wood siding
- \*Vinyl Corners for vinyl siding
- \*Choice of shutters
- \*(4) Alum. Windows
- \*(2) Alum. Transom Windows
- \*(1) 9x7 Garage Door  
(24' or 28' Wide Building Get 2 Garage Doors)
- \*L-shaped Stairs

## STANDARDS – cont.

- \*Arch. Shingles w/ Tar Paper
- \* Ridge Vent
- \*Tyvek House wrap (except DuraTemp)
- 8" o.c. PT Joist w/ 5/8" CDX plywood - (1<sup>st</sup> Floor) = 5.43 / SF

Size	DuraTemp	Vinyl	LP Lap, LP B & B	Cedar	Hardy Plank	Pine B&B	Stain Pine B&B	Center Partition Wall (2x10 Joists) – MODULAR	Back Row Dormer (6' – 4-1/2" High) – 5' – 4" LESS WIDTH	Back Row Dormer (7' – 4-1/2" High) – 5' – 4" LESS WIDTH	Pent Roof Across Row Dormer	Upgrade to 9' x 7' Non-Ins. Homestead Garage Door with hardware – per door	Add Designer Glass in 9 x 7 Garage Door – per door	Stain Garage 9 x 7 Door with Old Heritage Stain – per door	Fiberglass Door Stained – per door	Add – 30x36 Alum. Vertical Slider	Upgrade to Vinyl Window – per window	30 x 10 Alum. Transom	6' French Door
18x20	53090	55888	61203	69876	62888	63812	65049	N/A	2128	2338	1187	175	315	542	120	133	140	119	1282
18x22	55148	58072	63648	72674	65406	66374	67669	N/A	2338	2575	1348	175	315	542	120	133	140	119	1282
18x24	57199	60260	66091	75483	67933	68943	70296	N/A	2552	2808	1511	175	315	542	120	133	140	119	1282
18x26	59259	62452	68534	78278	70450	71496	72916	N/A	2765	3041	1669	175	315	542	120	133	140	119	1282
18x28	61299	64643	70970	81081	72973	74062	75544	N/A	2979	3276	1831	175	315	542	120	133	140	119	1282

20x20	55223	58224	63915	73012	65711	66694	68026	N/A	2128	2338	1187	175	315	542	120	133	140	119	1282
20x22	57302	60428	66378	75836	68254	69281	70663	N/A	2338	2575	1348	175	315	542	120	133	140	119	1282
20x24	59374	62633	68835	78661	70795	71867	73306	N/A	2552	2808	1511	175	315	542	120	133	140	119	1282
20x26	61444	64839	71292	81478	73330	74443	75950	N/A	2765	3041	1669	175	315	542	120	133	140	119	1282
20x28	63518	67050	73752	84299	75870	77032	78591	N/A	2979	3276	1831	175	315	542	120	133	140	119	1282

### \*\*\*\*24' x 24' and Larger come with 8 standard windows

24x24	63718	67310	74141	84775	76297	77483	79076	-1686	2552	2808	1511	175	315	542	120	133	140	119	1282
24x26	66259	69990	77072	88121	79310	80530	82187	-1826	2765	3041	1669	175	315	542	120	133	140	119	1282
24x28	70147	73519	80971	92582	83323	84611	86350	-1967	2979	3276	1831	175	315	542	120	133	140	119	1282
24x30	71839	75896	83599	95597	86037	87371	89168	-2106	3191	3510	1994	175	315	542	120	133	140	119	1282
24x32	74083	78274	86233	98616	88755	90127	91982	-2247	3403	3742	2155	175	315	542	120	133	140	119	1282
24x34	77634	82066	90470	103478	93130	94582	96541	-2388	3613	3979	2316	175	315	542	120	133	140	119	1282
24x36	81743	86303	94978	108570	97713	99218	101234	-2528	3828	4211	2477	175	315	542	120	133	140	119	1282

### \*\*\*\* 24' x 30' and LARGER need to be ON-SITE-BUILD unless Center Partition Option is Purchased

28x28	75397	79952	88592	101472	91326	92825	94833	-2529	2979	3276	1831	175	315	542	120	133	140	119	1282
28x30	77956	82642	91548	104848	94364	95902	97977	-2709	3191	3510	1994	175	315	542	120	133	140	119	1282
28x32	80502	85334	94498	108218	97396	98980	101122	-2889	3403	3742	2155	175	315	542	120	133	140	119	1282
28x34	83059	88022	97456	111594	100434	102065	104262	-3069	3613	3979	2316	175	315	542	120	133	140	119	1282
28x36	87434	92544	102237	117000	105299	106972	109233	-3249	3828	4211	2477	175	315	542	120	133	140	119	1282
28x38	90752	95993	105959	121217	109095	110822	113143	-3431	4040	4445	2636	175	315	542	120	133	140	119	1282

Please Call for Quote on the following:

- Roof-Built-On-Site (Modular) – Add 20% For Road Crew plus 7.00 per mile
- Complete-Built-On-Site – Add 30% For Road Crew plus 10.00 per mile (J & M Ships Materials)

Retail Sheet

# The Boston (2-story) - MODULAR

2023 Retail Prices  
(Effective 01-26-23)

## STANDARDS

- \*NO FLOOR – Installed on CUSTOMER'S Concrete
- \*16" o.c. TJI Joists w/ 5/8 CDX plywood - (2nd floor)
- \*2x6 Walls @ 16" o.c.
- \*12/12 Roof Pitch
- \*Sq. Top DD with No Glass or Fullsize Pre-Hung Door
- \*Wood Corners for wood siding
- \*Vinyl Corners for vinyl siding
- \*Choice of shutters
- \*(4) Alum. Windows
- \*(1) 9x7 Garage Door (Except 24' or 28' Wide Gets (2) Doors)
- \*L-shaped Stairs
- \*Arch. Shingles w/ Tar Paper

## VALUE PACKAGE – STANDARDS

- \*Same Specs As Standards
- \*Front A-Dormer w/ 10" overhang, crown molding  
And 30 x 36 Window with Half moon window
- \*Pent Roof Across Row Dormer
- \*30x40 Vinyl Window w/ Round Top
- \*Back Row Dormer 6' 4 1/2" High
- \*(2) Alum. Transoms
- \*6" Higher Double Door w/ Long Hinge Hardware
- \*9-lite or Carriage windows in Wood Door
- \*Ridge Vent
- \*Tyvek House wrap (Except For Duratemp)
- \*Arched Garage Door Opening

8" o.c. PT Joist w/ 5/8" CDX plywood - (1st Floor) = 5.43 / SF

Size	DuraTemp VALUE PACKAGE	Vinyl VALUE PACKAGE	LP Lap & LP B&B VALUE PACKAGE	LP Lap & LP B&B VALUE PACKAGE	Cedar VALUE PACKAGE	Cedar Hardy Plank VALUE PACKAGE	Hardy Plank VALUE PACKAGE	Pine B&B VALUE PACKAGE	Pine B&B Stain VALUE PACKAGE	Center Partition Wall (2x10 Joists) – MODULAR	Front A-Dormer w/ 10" overhang & crown molding 5'-4" LESS WIDTH	Back Row Dormer (6'-4-1/2" High) – 5'-4" LESS WIDTH	Back Row Dormer (7'-4-1/2" High) – 5'-4" LESS WIDTH	Pent Roof Across Row Dormer	3' Deep Front Porch w/ Roof – WINDSOR	Add – Post & Beam – Mortise & Tented Garage Door with Hardware – per door	Upgrade To 9' x 7' Homestead Non-Ins. 9 x 7 Garage Door – per door	Stain 9' x 7 Garage Door – per door	Fiberglass Door – Old Heritage Stain – per door	Upgrade D.D. To Round Top Double Door	Add 9-lite or Carriage to Wood Door – per door	Add – 30x36 Alum. Vertical Slider	30x40 Vinyl Vertical Slider w/ Round Top (Dormer)	30 x 10 Alum. Transom						
18x20	40292	51853	43092	54647	48412	59969	55659	68502	50092	61653	51009	62575	52257	63814	N/A	3459	2128	2338	1187	2559	2215	175	315	542	120	273	308	133	606	119
18x22	42294	54376	45217	57306	50799	62883	58396	71825	52556	64643	53520	65599	54819	66904	N/A	3459	2338	2575	1348	2817	2436	175	315	542	120	273	308	133	606	119
18x24	44287	56905	47357	59966	53181	65797	61131	75152	55018	67636	56025	68642	57383	70002	N/A	3459	2552	2808	1511	3072	2657	175	315	542	120	273	308	133	606	119
18x26	46274	59413	49485	62620	55566	68875	63872	78472	57484	70625	58536	71671	59952	73087	N/A	3459	2765	3041	1669	3328	2878	175	315	542	120	273	308	133	606	119
18x28	48281	61950	51604	65280	57944	71615	66610	81793	59948	73614	61042	74711	62517	76183	N/A	3459	2979	3276	1831	3584	3100	175	315	542	120	273	308	133	606	119

20x20	42382	53988	45379	56982	51072	62680	60799	71640	54717	64475	53851	65457	54133	66789	N/A	3459	2128	2338	1187	2559	2215	175	315	542	120	273	308	133	606	119
20x22	44396	56530	47521	59661	53534	65604	61499	74979	55349	67480	56382	68507	57764	69895	N/A	3459	2338	2575	1348	2817	2436	175	315	542	120	273	308	133	606	119
20x24	46412	59077	49667	62337	55874	68548	64258	78330	57832	70497	58935	71600	60351	73014	N/A	3459	2552	2808	1511	3072	2657	175	315	542	120	273	308	133	606	119
20x26	48430	61616	51821	65009	58273	71467	67011	81667	60310	73500	61430	74620	62928	76122	N/A	3459	2765	3041	1669	3328	2878	175	315	542	120	273	308	133	606	119
20x28	50447	64160	53974	67688	60678	74400	69771	85013	62794	76512	63956	77672	65517	79238	N/A	3459	2979	3276	1831	3584	3100	175	315	542	120	273	308	133	606	119

### \*\*\*\*24' x 24' and Larger come with 8 standard windows

24x24	50654	63418	54252	67015	61080	73845	70261	84450	63235	76004	64421	77187	66017	78778	-1686	3459	2552	2808	1511	3072	2657	175	315	542	120	273	308	133	606	119
24x26	53142	66428	56868	70158	63954	77245	73546	88310	66190	79480	67417	80703	69064	82359	-1826	3459	2765	3041	1669	3328	2878	175	315	542	120	273	308	133	606	119
24x28	56418	70240	60345	74156	67795	81620	77940	93301	70145	83970	71440	85255	73175	86993	-1967	3459	2979	3276	1831	3584	3100	175	315	542	120	273	308	133	606	119
24x30	58606	72956	62662	77009	70368	84714	80890	96836	72800	87154	74134	88480	75931	90279	-2106	3459	3191	3510	1994	3839	3319	175	315	542	120	273	308	133	606	119
24x32	60788	75661	64981	79858	72942	87822	83846	100375	75460	90337	76841	91718	78692	93567	-2247	3459	3403	3742	2155	4095	3541	175	315	542	120	273	308	133	606	119
24x34	64286	79690	68714	84119	77124	92524	88639	105756	79774	95181	81232	96635	83186	98597	-2388	3459	3613	3979	2316	4351	3763	175	315	542	120	273	308	133	606	119
24x36	68332	84266	72895	88830	81568	97503	93674	111379	84306	100242	85801	101736	87826	103761	-2528	3459	3828	4211	2477	4607	3984	175	315	542	120	273	308	133	606	119

### \*\*\*\* 24' x 30' and LARGER need to be ON-SITE-BUILD unless Center Partition Option is Purchased

28x28	62120	76041	66672	80595	75317	89241	86718	102190	78045	91970	79543	93462	81554	95471	-2529	3459	2979	3276	1831	3584	3100	175	315	542	120	273	308	133	606	119
28x30	64615	79069	69302	83752	78211	92664	90032	106080	81029	95471	82570	97017	84653	99089	-2709	3459	3191	3510	1994	3839	3319	175	315	542	120	273	308	133	606	119
28x32	67107	82086	71939	86919	81106	96084	93338	109977	84004	98980	85589	100567	87724	102701	-2889	3459	3403	3742	2155	4095	3541	175	315	542	120	273	308	133	606	119
28x34	69605	85113	74568	90074	84004	99514	96647	113873	86982	102485	88620	104118	90809	106320	-3069	3459	3613	3979	2316	4351	3763	175	315	542	120	273	308	133	606	119
28x36	73931	89962	79035	95065	88730	104762	101992	119805	91793	107825	93462	109498	95729	111759	-3249	3459	3828	4211	2477	4607	3984	175	315	542	120	273	308	133	606	119

Please Call for Quote on the following:

- Roof-Built-On-Site (Modular) – Add 20% For Road Crew plus 7.00 per mile
- Complete-Built-On-Site – Add 30% For Road Crew plus 10.00 per mile (J & M Ships Materials)

Retail Sheet

# The Greenwich (2-story) - MODULAR

2023 Retail Prices  
(Effective 01-26-23)

## STANDARDS

- \*NO FLOOR – Installed on CUSTOMER'S Concrete
- \*16" o.c. TJI Joists w/ 5/8 CDX plywood - (2<sup>nd</sup> floor)
- \*2x6 Walls @ 16" o.c.
- \*12/12 Roof Pitch
- \*Engineered Roof Trusses
- \*Wood Corners for wood siding
- \*Vinyl Corners for vinyl siding
- \*Choice of shutters
- \*(8) Alum. Windows
- \*(1) Pre-Hung Door
- \*(2) 9x7 SRP Garage Door
- \*L-shaped Stairs
- \*Arch. Shingles w/ Tar Paper

## VALUE PACKAGE – STANDARDS

- \*Same Specs As Standards
- \*Front A-Dormer w/ 10" overhang & crown molding
- \*Pent Roof Across Row Dormer
- \*30x40 Vinyl Window w/ Sidelites w/ Round Top
- \*Back Row Dormer 6' 4 1/2" High
- \*Extra (2) Alum. Windows in Row Dormer (3 TOTAL)
- \*Stained Cedar Shake Front
- \*Tyvek House wrap (except DuraTemp)
- \*Ridge Vent

8" o.c. PT Joist w/ 5/8" CDX plywood - (1<sup>st</sup> Floor) = 5.43 / SF

Size	DuraTemp	DuraTemp VALUE PACKAGE	Vinyl	Vinyl VALUE PACKAGE	LP Lap & LP B&B	LP Lap & LP B&B VALUE PACKAGE	Cedar	Cedar VALUE PACKAGE	Hardy Plank	Hardy Plank VALUE PACKAGE	Pine B&B	Pine B&B VALUE PACKAGE	Pine B&B Stain	Pine B&B Stain VALUE PACKAGE	Center Partition Wall (2x10 Joists) – MODULAR	Front A-Dormer w/ 10" overhang & crown moulding	Back Row Dormer (6' High) – 5' 4" LESS WIDTH	Back Row Dormer (7' High) – 5' 4" LESS WIDTH	Pent Roof Across Row Dormer	Cedar Shake Front	Upgrade to 9' x 7' SRP Wood w/ X-Braces	Upgrade to 9' x 7' Wood Garage Door w/ Glass	9 x 7 Non Ins. Homestead Per Door	Add Designer Glass In Garage Door – per door	Stain 9 x 7 Garage Door – per door	30x40 Vinyl Vertical Slider – Old Heritage Stain – per door	Add – 30x36 Alum. Sidelights & Round Top (Dormer)	Upgrade to 30 x 36 Vinyl Window – per window
24x24	51853	68399	55452	72000	62277	78829	71598	89978	64437	80980	65622	82166	67209	83755	-1686	3459	2552	2807	1511			175	315	542	1660	133	140	
24x26	54338	72083	58065	75815	65153	82896	74874	94593	67386	85132	68612	86359	70266	88011	-1826	3459	2765	3041	1669			175	315	542	1660	133	140	
24x28	57619	76566	61544	80488	68992	87939	79273	100322	71346	90290	72636	91579	74373	93321	-1967	3459	2979	3276	1831	Call	Call	175	315	542	1660	133	140	
24x30	59806	79947	63863	84002	71568	91705	82226	104533	74002	94080	75336	95473	77133	97269	-2106	3459	3191	3510	1994	For	For	175	315	542	1660	133	140	
24x32	61983	83328	66183	87521	74134	95473	85181	108889	76664	97998	78036	99381	79893	101234	-2247	3459	3403	3744	2155	Price	Price	175	315	542	1660	133	140	
24x34	65483	88025	69914	92449	78320	100858	89973	115017	80974	103516	82430	104969	84389	106932	-2388	3459	3613	3975	2316			175	315	542	1660	133	140	
24x36	69536	93272	74095	97836	82770	106514	95008	121380	85507	109242	87001	110745	89028	112767	-2528	3459	3828	4211	2477			175	315	542	1660	133	140	

\*\*\*\*\* 24' x 30' and LARGER need to be ON-SITE-BUILD unless Center Partition Option is Purchased

28x28	63317	82364	67870	86919	76514	95564	88051	109214	79245	98292	80745	99792	82751	101798	-2529	3459	2979	3276	1831			175	315	542	1660	133	140
28x30	65818	86058	70504	90746	79415	99652	91361	113855	82224	102470	83767	104013	85841	106085	-2709	3459	3191	3510	1994	Call	Call	175	315	542	1660	133	140
28x32	68308	89752	73138	94582	82304	103749	94672	118498	85204	106649	86784	108236	88926	110364	-2889	3459	3403	3744	2155	For	For	175	315	542	1660	133	140
28x34	70802	93445	72854	98406	85204	107844	97981	123139	88183	110826	89817	112457	92010	114653	-3069	3459	3613	3975	2316	Price	Price	175	315	542	1660	133	140
28x36	75128	98968	80232	104073	89929	113766	103324	129812	92990	116830	94661	119075	96931	120766	-3249	3459	3828	4211	2477			175	315	542	1660	133	140

Please Call for Quote on the following:

- Roof-Built-On-Site (Modular) – Add 20% For Road Crew plus 7.00 per mile
- Complete-Built-On-Site – Add 30% For Road Crew plus 10.00 per mile (J & M Ships Materials)

Retail Sheet



Size At Base	Straight Alum. Roof	Straight Copper	Concave Copper Roof
<b>Classic Series Cupolas w/3/4" Vane Hole</b>			
18"- CC	426	501	577
20"- CC	454	519	615
24"- CC	549	633	746
28"- CC	643	776	907
30"- CC	718	841	1011
32"- CC	756	897	1040
36"- CC	945	1068	1229

<b>CNC Window</b>			
18"- CNCW	473	549	587
20"- CNCW	511	567	643
24"- CNCW	633	718	851
28"- CNCW	738	879	1002
30"- CNCW	804	917	1086
32"- CNCW	897	1049	1182
36"- CNCW	1058	1219	1380
42"- CNCW	1673	1910	2250
48"- CNCW	2127	2325	2759

<b>Cedar Louvre Cupolas</b>			
20"- CLC	776	815	833
24"- CLC	906	952	973
28"- CLC	944	993	1014
32"- CLC	1057	1112	1133
36"- CLC	1281	1350	1389
42"- CLC	1943	2045	2085
48"- CLC	2073	2183	2223

<b>Elite Louvre Series Cupolas</b>			
32"- ELC	860	1011	1162
36"- ELC	1058	1191	1361
42"- ELC	1701	1900	2183
48"- ELC	1928	2079	2598
60"- ELC	2542	3147	3629

<b>Elite Window Series Cupolas</b>			
32"- EWC	1011	1172	1313
36"- EWC	1182	1361	1532
42"- EWC	1767	2003	2353
48"- EWC	2230	2439	2883
60"- EWC	2901	3591	4026

<b>Misc. Cupola</b>	
#101 Cedar with Straight Black Alum Roof	157
#102 Cedar with Straight Copper Roof	200

<b>Options</b>		
Copper Patina / Copper Clear Coating		
16" to 21" Cupolas	66	Each
24" to 32" Cupolas	85	Each
36" to 40" Cupolas	104	Each
Weathervane	66	Each

Size At Base	Straight Alum. Roof	Straight Copper	Concave Copper
<b>Louvered Shed Cupolas</b>			
16"- VSC	217	265	360
18"- VSC	246	284	426
21"- VSC	293	340	501
24"- VSC	388	435	587
30"- VSC	529	633	822

Add 15.00 For Optional 3/4" Vane Hole on Straight Roof

<b>Vinyl Shed Window Cupolas</b>			
18"- VSWC	284	322	482
21"- VSWC	340	398	557
24"- VSWC	435	491	624

Add 15.00 For Optional 3/4" Vane Hole on Straight Roof

<b>Pine Cupolas</b>			
20"- PC	435	511	539
24"- PC	519	595	624
28"- PC	784	917	955
32"- PC	955	1134	1191
36"- PC	1040	1238	1305
42"- PC	1351	1607	1691
48"- PC	1484	1767	1862

<b>Weathervanes</b>		
<b>Standard Size Copper Weathervanes</b>		
501P	Rooster	388
548P	Country Doctor	549
580P	Horse	567
637P	Crowing Rooster	473
667P	Flag	435
909P	Racing Sloop	519
968P	White Tail Buck	501
955P	Smithsonian Eagle	539
1974P	Horse	567

<b>Garden And Cottage Size Copper Weather vanes</b>		
801V1	Horse - Blue Verde	227
801P	Horse - Polished Copper	227
802P	Rooster	227
804P	Landing Duck	255
8803P	Sailboat	237
8815P	Eagle	330

<b>Black Alum Weathervanes 12" L x 18" H</b>		
BAWVH	Horse	71
BAWVR	Rooster	71
BAWVE	Eagle	71



# Framing Options

2023 Retail Prices  
(Effective 01-26-23)

FLOORING	
Add Extra 4 x 4	2.31 / LF
2 x 6 Floor Joists	0.96 / SF
12" o.c. Floor Joists	0.69 / SF
8" o.c. Floor Joists	1.03 / SF
3/4" PT Flooring	1.30 / SF
3/4" LP T&G Shed Flooring	N/C
Double Layer 5/8" CDX Plywood Floor	2.42 / SF
Double Layer 3/4" PT Plywood Floor	3.34 / SF

SHED FRAMING OPTIONS	
12" Higher Wall - (Base Building Price)	10%
Partition Walls – Top of Wall w/ Plywood On (1) Side	24.87 / LF
Partition Walls – Full Wall to Roof w/ Plywood On (1) Side	35.00 / LF
2 x 6 Exterior Walls	0.90 / FL SF
OAK FRAMING - (Base Building Price)	10%
2 x 4 Rafters @ 12" o.c.	0.55 / FL SF
2 x 6 Rafters @ 16" o.c.	0.90 / FL SF
2 x 6 Rafters @ 12" o.c.	1.21 / FL SF
Add Collar Ties per Rafter	20.53 Each
Shed A-Dormer with Alum Octagon Or 12" Sq Window	805
Shed Mini Row Dormer with Transom Windows (Includes Steeper Roof)	973
Shed Mini Row Dmr & Larger A-Dmr On 10/12 & 12/12 Roof (See Pg 21)	
6" Overhang for 2 Gables (SHEDS up to 14' Wide)	164
8" Overhangs for 2 Gables (SHEDS up to 14' Wide)	226
8" Overhang For 2 Long Sides (Sheds up TO 36' Long)	185
10" Overhang for 2 Gables (SHEDS up to 14' Wide)	369
10" Overhang for 2 Long Sides (SHEDS up to 36' Long)	328
12" Overhang on 2 Gable (SHEDS up to 14' Wide)	411
12" Overhang on 2 Long Sides (SHEDS up to 36' Long)	369
Lean-To Roof With – Unfinished Underside – (Set Up On Site Required)	24 / SF
Lean-To Roof With – Finished Underside – (Set Up On Site Required)	36 / SF
Lean-to sq footage formula – Length of rafter used x length of building	
Hinged Roof (Base Building Price)	10%
Hurricane Straps	0.37 / FL SF

2 <sup>nd</sup> Floor FRAMING OPTIONS	
Add 2 <sup>nd</sup> Floor with 2x8 Joists & 5/8 CDX Plywood	8.05 / SF
Add 2 <sup>nd</sup> Floor with 2x10 Joists & 5/8 CDX Plywood	10.22 / SF
9-1/2" TJI #230 (Spans 14' – 16') - UPGRADE	4.31 / SF
11-7/8" TJI #360 (Spans 18' – 20') – UPGRADE	4.62 / SF
14" TJI #360 (Spans 22' – 24') – UPGRADE	5.17 / SF
16" TJI #560 (Spans 26' – 28') – UPGRADE	5.60 / SF
L-Shape 36" Wide Steps with Railing	1035
Deluxe Pull Down Steps (8' to 10' ceiling)	480
2 <sup>nd</sup> Story A-Frame Reverse Dormer (2 Story Buildings Option)	3266
2 <sup>nd</sup> Story Frame-Out Dormer (2 Story Building Option)	3921
Wider Gable Overhangs on Non Portable Structures or ROS based on Standard 8" gable overhang (2" Wide Increments Per Lineal ft on Width of Gable)	9.24 LF

Retail Sheet

# Doors And Door Options

2023 Retail Prices  
(Effective 01-26-23)

WOOD DOORS		
<b>NOTE: 6" Higher doors are included when upgrading from standard wall height to 12" higher Walls</b>		
Add 36" Wood Single Door	304	
Add 36" Wide Azek T & G Single Door	466	
Add 4', 5', or 6' Wide Wood Double Door	608	
Add 4', 5', or 6' Wide Azek T & G Double Door	803	
Upgrade 4, 5, or 6' to Roll Door with Wrought Iron Track & Hardware - Transom Windows are not included in price - Unless Building is ordered as deluxe	1060	
Upgrade Single Door to Round Top	203	
Upgrade Double Door to Round Top	263	
Add Transom Window To Wood Door	115	Per Door
Add 9-lite Glass or Carriage Glass in Wood Door	297	Per Door
30" Alum Half Round with Sunburst Grids for 36" Round Top Door	169	
Upgrade Wood Door to Deluxe Style With 1x4 Trim & Long Hinges	68	Per Door
Add Painted Wood Door To Vinyl Building	81	Per Door
Dutch Doors – Wood	81	

SLAB DOORS		
<b>NOTE: 6" Higher doors are included when upgrading from standard wall height to 12" higher Walls</b>		
Upgrade Slab Doors to 2 Plank Arched Panel Design – Fiberglass	27	
Add 27 ½", 30" or 36" Single Door (Fiberglass Slab)	304	
Add 4', 5', or 6' Double Door – (Fiberglass Slab)	608	
Transom or Sunburst for Slab Door	115	
Add 9 Lite (Camber Arch Top or Sq. Top) Glass to 2 Plank Arched Panel FG Doors	161	Per Door
Add 9 Lite, 11-lite or Carriage Glass in Slab Door (Fiberglass)	161	Per Door
Add Full Glass - 15 or 17 Lite In Slab Door (Fiberglass)	209	Per Door
Operating Vent Lite Window (Fiberglass)	254	
Paint Fiberglass Doors	81	Per Door
Stain Fiberglass Doors - Old Heritage Stain	116	Per Door
Add Fiberglass Door In Duratemp Building	81	Per Door

DOOR OPTIONS		
CREDIT – No Single Door – (Wood or Fiberglass)	-96	
CREDIT – No Double Door – (Wood or Fiberglass)	-159	
Upgrade to Wider Door (Wood or Fiberglass)	59	Per Ft
Upgrade to 6" Higher Doors (Wood or Fiberglass) (6" Higher Doors Included in 12" Higher Wall Upgrade)	59	Per Door
Diamond Door Plate For Cottage Sheds	5	Per Ft

DOOR HARDWARE		
House Door Latch In Fiberglass Slab Door	138	
Dead Bolt in Fiberglass Slab Door	180	
Long Heavy Duty Hinges	34	Per Door
Invisible Hinges	158	Per Door

PRE-HUNG DOORS, FRENCH DOORS, & PATIO DOORS		
CREDIT – No Pre-Hung Door	-278	
32" or 36" Pre-Hung Door (Vinyl Jamb) with 9-lite or 11-lite Glass	525	
32" or 36" Pre-Hung Door (Vinyl Jamb) with 15-lite or 17-lite Glass	544	
36" Pre-Hung Door (Vinyl Jamb) with 15-lite Glass & (2) 12" Sidelights	1732	
36" Pre-Hung Door (Vinyl Jamb) No Glass	455	
5' Wide French Door (Vinyl Jamb) with Full Glass	1010	
6' Wide French Door (Vinyl Jamb) with Full Glass	1237	
6' Wide French Door (Vinyl Jamb) with (2) 24" Side Lites	2977	
6' W x 74" H Kinro Insulated Sliding Patio Door	840	
6' W x 80" H Kinro Sliding Patio Door	1062	

# Garage Doors

2023 Retail Prices  
(Effective 01-26-23)

## GARAGE DOORS

Standard colors: White, Almond, Sandstone, Desert Tan and Brown

SRP SIZE (Width x Height)	UPGRADE FROM 9 X 7 SRP	ADDITIONAL GARAGE DOOR	ADD INSULATION	ADD GLASS W/ DESIGN	UPGRADE TO HOMESTEAD W/ DECORATIVE HARDWARE	TORSION SPRINGS
8' x 6' 6" & 6' 9"	-	1343	385	304	169	-
8' x 7' & 7' 6"	-	1343	385	304	169	-
8' x 8'	232	1343	436	304	169	-

9' x 6' 6" & 6' 9"	-	1343	385	304	169	-
9' x 7'	-	1343	385	304	169	-
9' x 7' 6" & 8'	232	1575	385	304	169	-
9' x 9'	232	1575	491	304	169	INCLUDED

10' x 7'	144	1488	424	365	266	-
10' x 8'	371	1715	485	365	266	INCLUDED
10' x 9'	599	1949	545	365	266	INCLUDED
10' x 10'	1100	2450	608	365	266	INCLUDED

12' x 7'	687	2037	510	432	273	INCLUDED
12' x 8'	956	2306	582	432	273	INCLUDED
12' x 9'	991	2341	655	432	273	INCLUDED
12' x 10'	1258	2608	729	432	273	INCLUDED

14' x 7'	1041	2391	594	505	288	INCLUDED
14' x 8'	1264	2612	680	505	288	INCLUDED
14' x 9'	1369	2719	764	505	288	INCLUDED

16' x 7'	1396	2746	680	578	317	INCLUDED
16' x 8'	1571	2921	778	578	317	INCLUDED
16' x 9'	1747	3097	873	578	317	INCLUDED

### Greenwich Wood Garage Doors – Stained Cedar

Size	UPGRADE FROM 9 X 7 SRP	Additional	Insulation	Glass	Torsion Springs
9' x 7'			N/A		
9' x 8'	CALL FOR PRICES		N/A		
10' x 7'			N/A		
10' x 8'			N/A		

### OPTIONS

Standard colors: White, Almond, Sandstone, Desert Tan and Brown	N/C	
Custom Haley Color Paint Match	8.30	Per Sq. Ft of Door
Stain Garage Door with Old Heritage Stain	8.30	Per Sq. Ft of Door
Add Plain Glass in Garage Door (No Design)	196	
Add ½ HP (Model 8164) Garage Door Opener - Chain Drive – Good for sizes 9x7 to 9x10	710	
High Lift Track (Requires Torsion Springs To be Added)	7.29	Per Sq. Ft of Door
Credit For No Garage Door	-500	

**Retail Sheet**

# Windows & Skylights

2023 Retail Prices  
(Effective 01-26-23)

<b>Alum WINDOWS</b>	
Alum Transom Window	115
14" Aluminum Octagon Window	81
12" Aluminum Square Window	81
Alum Jalousy Window – NO Trim	128
30" Alum Half Round with Sunburst Grids for 36" Round Top Door	221
Extra Alum Window with Shutters	128
Double Alum Window with Shutters	257
Double Alum Window with Half Round	478
Triple Alum Window with Half Round – Available in (18 x 36 , 24 x 36, or 30 x 36)	606
<b>Vinyl WINDOWS</b>	
Upgrade Alum Transom Window to Vinyl Insulated Transom (Upgrade Per Window)	115
Upgrade Alum Windows to Kinro Single Hung Vinyl Insulated Vertical Windows ( <b>Per Window</b> )	135
Vinyl Window - 36" x 40" with (2) - 12" x 40 Sidelights & (1) 36" x 18" Half Round Top	1601
Upgrade Vinyl Windows to Clay	15%
Vinyl Insulated Half Round (30" or 36")	315
Vinyl Trapezoid Window (1-pair = 2 Windows) 7/12 Roof Pitch - (Per Gable)	896
Sliding Vinyl Bar Window - Includes 8" Inside Counter and 16" Outside Counter	803
<b>Wood Windows</b>	
12-lite Wood Slider Window – Upgrade to CARRIAGE Style	35
Paint Wood Windows Different Color than Shed	35
<b>Window Options</b>	
Credit for NO Windows (Per Window)	-75
Credit for NO Transom (Per Window)	-53
1x4 Alum Wrapped Trim Around Window	74
1x4 Painted Trim Around Window (For Vinyl Sheds)	74
Add Jamestown Window Trim to Wood or Alum Window	144
Add Hamilton Style Angled Top Trim Above Window (Per Window)	35
Windows W/O Grids	23
4 Track Windows (Color Of Frame - White, Beige, Bronze, Pebble Khaki & Black) (Color Of Vinyl Glass - Clear, Smoke Gray, Bronze & Dark Gray)	186 / LF
<b>SHUTTERS</b>	
Upgrade to Z-Shutter or Star Shutters ( <b>per Pair</b> ) - <b>UPGRADE</b>	23
Upgrade to Hamilton Shutters ( <b>per Pair</b> ) – <b>UPGRADE</b>	23
Upgrade to Vinyl Raised Panel Shutters ( <b>per Pair</b> ) – <b>UPGRADE</b>	23
Extra Vinyl Louvered Shutters ( <b>per Pair</b> )	47
Extra Vinyl Raised Panel Shutters ( <b>per Pair</b> )	70
<b>FLOWERBOXES</b>	
Add Vinyl Flowerbox (18", 24", or 30")	51
Add Wood Flowerbox (18", 24", or 30")	47
Add Cedar Flowerbox (18", 24", or 30")	58
Extra Large Wood Flowerbox with Braces	109
24" Wrought Iron Flowerbox Holder	78
30" Wrought Iron Flowerbox Holder	95
<b>SKYLITES</b>	
Bubble Skylight (24" x 48")	431
Insulated Skylight (24" x 48") - NON Vented	757
Insulated Skylight (24" x 48") - Vented	1428

Retail Sheet

# Window Availability

2023 Retail Prices  
(Effective 01-26-23)

Alum Windows					Additional Alum	Wood Windows			
Transoms	Alum.	White	Brown	Black		Upgrade From Standard Wood Window Sizes		Additional Wood	
Transom 18" 24" 30" 35"	*	*	*	* 35" N/A	115	4- Lite Cedar or Pine Wood		-	81
14" Octagon Or 12" Sq.	*	*	*		81	12- Lite Cedar or Pine Wood		-	81
30" Half Round	*	*	*		221	Round Top Wood Window 24x32 Fix		196	324
<b>Jalousy With No Trim (Standard In Mini Barn)</b>						Round Top Wood Window 30x37 Fix		196	324
15x60 Jalousy	*	*	*		128	Round Top Wood Window 30x37 Arlington Vertical Sli		270	398
18x23 Jalousy	*	*	*		128	Round Top Wood Window 30x38 Madison Double Swi		284	412
24x27 Jalousy	*	*	*		128				
<b>Standard Size Vertical Sliders</b>						<b>Window Upgrade Options</b>		<b>Price</b>	
14x21 Vertical Slider	*	*	*		128	Upgrade 18 x 36, 24 x 36 or 30 x 36 Alum Windows to Vinyl		135	
18x22 Vertical Slider	*	*	*		128	Labor to Frame For and Install Customer Supplied Windows (Per Window) * No Credit On Wdw*		101	
24x27 Vertical Slider	*	*	*		128	For Windows Mull'd Together – Per Mull		135	
18x36 Vertical slider	*	*	*	*	128	Upgrade Glass To Tempered Glass (Per Sq. Inch)		\$0.20	
24x36 Vertical Slider	*	*	*	*	128				
30x36 Vertical Slider	*	*	*		128				
Requires A Larger Shutter Sizes – Per Window					Per Set				
30x40 Vertical Slider	*	*	*	*	169	<b>Bottom Hinged - Tilt In Vinyl Window (Upgrade)</b>			
36x40 Vertical Slider	*	*	*		169	4 Lite Vinyl Sash 21½ x 27 (White Only)		227	
					23	6 Lite Vinyl Sash 30 ½ x 27 ¼ (White Only)		284	
					23	9 Lite Vinyl Sash 30 ¼ x37 ¾ (White Only)		325	
						12 Lite Vinyl Sash 38 ½ x 37¼ (White Only)		362	

Vinyl Windows									
NOTE: Smallest Egress Window Size is 38 x 57				Sizes Listed Are RO			Sizes Listed Are RO		
Size	Kinro Single Hung Vinyl Insulated White With Grids		Silverline 3000 Series – White Vinyl Insulated Low E w/ Grids		JELD-WEN White Vinyl Insulated Double Hung with Grids - Full Screen		Anderson Vinyl Insulated- Low E		
	Half Screen	Full Screen	Single Hung Half Screen	Double Hung Full Screen	Low E	Low EEC NY Code	100 Series Single Hung White Only	200 Series Double Hung Avail In White or Sandstone	400 Series Double Hung All Colors
24 x 36	263	-	462	524	628	709	-	-	-
30 x 36	263	-	462	524	628	709	662	-	948
30 x 40	305	-	504	545	648	729	-	-	991
30 x 42	-	-	-	-	-	-	706	-	-
30 x 44	-	-	-	-	-	-	-	-	1038
30 x 48	319	-	545	587	709	770	749	-	1081
32 x 36	-	-	-	-	-	-	-	690	-
32 x 42	-	-	-	-	-	-	-	741	-
32 x 48	-	-	-	-	-	-	-	792	-
36 x 36	298	-	524	566	679	749	706	724	1014
36 x 40	312	-	545	598	720	801	-	-	1060
36 x 42	-	-	-	-	-	-	749	776	-
36 x 48	325	-	649	691	760	830	794	900	-
36 x 52	-	-	-	-	-	-	-	-	1195
36 x 54	-	-	671	713	801	851	836	879	-
36 x 57	-	-	-	-	-	-	-	902	1238
36 x 58	-	-	713	755	821	882	-	-	-
36 x 60	-	-	744	786	841	911	879	930	1284
36 x 64	-	-	-	-	-	-	-	-	1330
36 x 66	-	-	-	-	-	-	-	981	-
40 x 54	367	-	765	807	882	952	-	950	-
40 x 57	-	-	-	-	922	992	-	-	-
40 x 60	402	-	797	828	-	-	-	1002	-
42 x 52	-	-	-	-	-	-	-	-	1311
42 x 54	-	-	-	-	-	-	942	-	-
42 x 60	-	-	-	-	-	-	987	-	1399

Retail Sheet

# Siding & Roofing

2023 Retail Prices  
(Effective 01-26-23)

Wood SIDING	
Upgrade to 5/8" Duratemp	7%
Vertical T&G (Cedar or Pine)	15%
Log Siding & Live Edge Siding- MORE THAN CEDAR SIDING	10%
Board & Batten Cedar - MORE THAN PINE B&B	20%
Cedar Shake Wall Front (Cedar Shakes on all 4 Walls - 60% above Cedar building Price)	<b>Call for Quote</b>
Reclaimed Wood Siding & Chinking (Add Approx. 70% Based off of Cedar Price)	<b>Call for Quote</b>
Hardy B & B Same Price As Hardy Plank Siding	
Board & Batten Up to Windows	11.75 / SF Per Wall
LP Shake Front (Stain Or Painted)	12.76 / SF Per Wall
Vinyl SIDING	
D-4 Vinyl Siding	N/C
Credit For No Vinyl Siding - NO TRIM	10% Less
Credit For No Vinyl Siding, but with Alum. Trim Installed	7% Less
Upgrade to "Trending Colors" RED, Sea Slate Or Nightfall Vinyl Siding	10% More
Vinyl Shake Siding (Same Colors As J & M Stock Colors)	12.76 / SF Per Wall
Perfection Corners for Vinyl Shake Siding	60.55 /Per LF
Vinyl Board & Batten Heartland Siding - (Above Vinyl Building Price)	20%
Tyvek House wrap (1-story)	4.86 / LF
For Siding Sq. Footage See Formula below - For example on a 10 x 16 shed - Add length twice (16 x 2 = 32)	
Add width 3 times (10 x 3=30) - (Twice for gable width and once to equal 2 gable peaks) Take sum of lengths	
and widths (62) x heights (6' 4 1/2") to equal sq. footage. For 6' 4 1/2" Walls go to 7' and 7' 4 1/2" Walls to 8'	
All Siding Will Sold be in 2 Sq. increments	
MASONRY SIDING OPTIONS	
LP Stucco Front	9.32 / SF Per Wall
Versetta Fabricated Panel Stone Front - (All Colors Stocked in Ledgestone)	32.40 / SF Per Wall
Versetta Fabricated Panel Stone Front - (Special Order for Tight Cut Stone)	40.50 / SF Per Wall
Old Stone Front (Original Style With Mortar) (\$1700	60.55 / SF Per Wall
Stucco Front (Original Style With Mortar) (\$1700	19.85 / SF Per Wall
PAINT & STAIN	
Dealer/Customer Supplied Paint - Latex	5%
Haley Paint Color Match	10%
Trending Paint Colors Seaside Or Nighthawk	10%
Custom Paint	25%
Old Heritage Stains (Mushroom, Cedar, & Mahogany)	5%
Credit For Wood Sided Shed with NO PAINT	3%
Painted Cedar Shed	N/C
ROOFING	
Hip Roof - Add to A-Frame Price	611
Add 3% for every additional 1 Pitch (Based on 7/12 Roof Pitch)	-
12" Pent Roof	86 / Per LF
24" Pent Roof	116 / Per LF
36" Pent Roof	140 / Per LF
12" Farmhouse Pent Roof 5/12 w/ Wd Doug Fir Brcs Stnd , T&G Roof Shthg & 12"w Stndg Seam Metal Roof (Per	227 / Per LF
Ice & Water Shield	1.15 / FL SF
Credit For No Shingles	6%
Metal Roof (Floor Sq. Footage)	6.89 / FL SF
Standing Seam Metal Roof- (Floor Sq. Footage)	16.00 / FL SF
Cedar Shake Roof - SHEDS (Requires a Min. of 7/12 Roof Pitch)	<b>Call for Quote</b>
Cedar Shake Roof Steeper than 7/12 Roof Pitch - Add Per Pitch to Cedar Shake Roof P	
Cedar Shake Roof - 2-STORYS	<b>Call for Quote</b>
Ridge Vent	7.09 / FL SF
TRIM & GUTTERS	
Miratec or Wood Trim on Vinyl Sheds (Includes Roof Line, Corners, & Shutters)	7%
Sunburst Pediment Dormer Accent - Azek White (On Dormer)	97
Azek Trim on Vinyl Sheds (Includes Roof Line, Corners, & Shutters)	18%
Alum Gutters & Downspout- Add Length of Building plus wall height - add 12" For Elbow	11.75 / LF

Retail Sheet



<b>INSULATION (Cellulose Blown-In) – Floor Sq. Footage</b>	
Batt Insulation on Walls & Ceilings (R-13) – 2 x 4 x 6' and 7' walls	7.70 / FL SF
Batt Insulation on Walls & Ceilings (R-21) – 2 x 6 x 6' and 7' walls	8.91 / FL SF
Insulated Floor with Double Bubble	1.42 / SF
Cellulose Insulated Floor with Plywood on Bottom of Joists with R-13 between 2 x 4 joists	4.05 / SF
Cellulose Insulated Floor with Plywood on Bottom of Joists with R-21 between 2 x 6 joists	4.66 / SF
<b>FINISHED INTERIORS</b>	
Linoleum with Hardwood Pattern or Carpet	5.60 / SF
½" Pre Finished Hardwood Flooring	13.97 / SF
Loose Lay EVERLIFE Cyrus Weathered Brina Vinyl Plank Flooring # 36274	9.45 / FL SF
Paint Unfinished Interior	45%
Finished Interior (1/2" CDX Plywood) - (Unpainted & NO Trim)	11.14 /FL SF
Finished Interior (1/2" CDX Plywood (Unpainted w/ Trim around 2 windows 1 Door & Baseboard)	18.02 /FL SF
Finished Interior (3/4" T&G Pine – 6' & 7' Walls) (Trim around 2 windows 1 Door & Baseboard) - (Does not Include Finished Flooring) - No Paint Or Stain	22.28 / FL SF
Finished Interior (3/4" 1 x 8 T&G Rough Sawn Pine - Pre Stained & Varnished) – 6' & 7' Walls - Plus Door & Window Trim (See Price Below) (Does not Include Finished Flooring)	44.39 / FL SF
Finished Interior (3/4" T&G Cedar – 6' & 7' Walls - (Does not Include Finished Flooring)	27.14 / FL SF
(Cedar & Pine T & G Price includes Walls & Ceilings with trim - (No Paint Or Stain Unless Stated Different)	
Cedar Paneling without OSB Backer - (Does Not Include Finished Flooring)	22.28 / FL SF
Cedar Paneling with OSB Backer - (Does Not Include Finished Flooring)	24.71 / FL SF
(Cedar Paneling Price includes Walls & Ceilings with trim - No Paint Or Stain Unless Stated Different)	
Finished Rough Sawn Pine - Pre Stained & Varnished Trim Around Per Window & Door	122 Each
Finished Trim Around Per Additional Window & Door	81 Each
Additional cost for Finished Interior with Dormer	678
Partition Finished (2 sides)	160.58 / LF
Clear Coat Sealer or Painted Interior – Based On Finished Interior Price-	25%
Clear Coat Sealer or Painted - Interior Based On Finished Interior Price- BOS	40%
Pine Raised Panel Pre Hung Interior Door with Trim	524
Heat/AC Unit - Based on Market Availability (Estimated @ \$995.00)	-
Ductless Mini Splits - 12000 BTUs Unit 300-700 SF 115 Volts - SmartHVAC App	3503
Ductless Mini Splits - 18000 BTUs Unit 700-1000 SF 230 Volts - SmartHVAC App	3993
Ductless Mini Splits - 24000 BTUs Unit 1000+ SF 230 Volts - SmartHVAC App	4933

**Retail Sheet**

**Interior ELECTRICAL**

Unfinished Electrical Package (Rough Wiring & Boxes For 1-Light, 1-switch, & 1-outlet)	243
FINISHED Electrical Package (Finished Wiring For 1-Light Socket, 1-switch, & 1-outlet)	421
Additional UNFINISHED Outlet or Switch (Per)	82
Additional FINISHED Outlet, Switch, or Light Socket (Per)	140
2 Way Switch – Finished	349
Dimmable Light Switch	151
Recessed Wafer LED Light 3" White - Dimmable (Per Light)	142
Recessed Wafer LED Light 4" White - Dimmable (Per Light)	151
Recessed Wafer LED Light 6" White - Dimmable (Per Light)	170
Pendant Light - Bronze - w/ Clear Seeded Glass & Timeless "Vintage" Bulb	142
Install 3' Track Lighting (Does not Include Lights)	122
Install 6' Track Lighting (Does not Include Lights)	189
Lights for Track Lighting (Per Light)	73
Timeless "Vintage" Bulb (Per Light)	20
Panel Breaker Box *(2) Breakers Included*	435
Additional Breakers	135 / Each
Interior Fan with Lights	403
Interior Fan - No Lights	324
PA Rough & Finished Wiring Inspection Sticker	304

**Exterior ELECTRICAL**

Exterior Outlet – Finished GFI	242
2.75 16-1 In-Use Receptacle Cover - White	47
Exterior Switch with Light Socket– Finished	242
Exterior Switch and Outlet Combination Box with (1) Light Socket – Finished	436
Recessed Wafer LED Light 3" White - Dimmable (Per Light)	162
Recessed Wafer LED Light 4" White - Dimmable (Per Light)	171
Recessed Wafer LED Light 6" White - Dimmable (Per Light)	181
Exterior Modern Style Cylinder Wall Light 8.25" High 2Lt Up&Dn - Nickle Or Bronze (Per Light)	254
Exterior Sconce Light Fixture (Per)	75
Barn Light 8" - Black - w/ Timeless "Vintage" Bulb	312
24' String Lights w/ S14 Single Filament LED Bulbs	154
Exterior Fan with Lights	568
Exterior Fan - No Lights	456

Retail Sheet

# Ramps, Vents, Lofts

2023 Retail Prices  
(Effective 01-26-23)

PT RAMPS			
3' x 42" PT Wedge Ramp	93	3' x 60" PT Stone Pad Ramp	133
4' x 42" PT Wedge Ramp	113	4' x 60" PT Stone Pad Ramp	153
5' x 42" PT Wedge Ramp	133	5' x 60" PT Stone Pad Ramp	172
6' x 42" PT Wedge Ramp	153	6' x 60" PT Stone Pad Ramp	192
8' x 42" PT Wedge Ramp	198	8' x 60" PT Stone Pad Ramp	238
9' x 42" PT Wedge Ramp	218	9' x 60" PT Stone Pad Ramp	257

IM RAMPS			
<b>60" Ramps are required when shed is set on a stone pad</b>			
11" x 42" PT Wood IM Ramps - Per Set	158	23" x 42" Alum IM Ramps - Per Set	531
11" x 60" PT Wood IM Ramps - Per Set	158	23" x 60" Alum IM Ramps - Per Set	596

LOFTS	
Lofts	6.02 / SF
Loft Over Lincoln Patio	6.02 / SF
Work Bench	7.92 / SF
Shelves	6.02 / SF
4 x 8 Sheet of Pegboard	96 /Each
Slatwall PVC 8" Organizer Paneling - White	8.07 / SF
Slatwall (20) Pc Misc. Hook Set	124 /Kit
Slatwall Shelf & Basket Kit - (2) 24" x 12" Shelves (2) 15" x 11" Medium Baskets (2) 24" x 12" Deep Baskets	215 /Kit
<small>Slatwall Special Combo Kit - (1) Towel Rack - (1) Shoe Rack - (4) Bike Hook - (1) Small J-Hook - (1) 4" Double Hook - (1) 8" Double Hook - (6) 4" Single Hooks</small>	236 /Kit

VENTS	
8 x 8 Gable Vents	20 / Each
8 x 10 Garden Vents (RO 8 1/4" x 10 1/4" - Face Size 13 1/4" x 15 3/4")	41 / Each
Large Moonlight Round Vents	93 / Each

Corner Porch and Screens	
Corner Porch with Wolf PVC Decking and Vinyl Railing – Includes 1 Slab Door	938
Corner Porch with Wood Deck and Wood Railing – Includes 1 Wood Door	804
Wood Deck (Lakeside)	30 / SF
Screened In Patio (Includes 1 Screen Door)	41 / LF
Extra Screen Door	540

Misc	
Azek (Up to 1 x 6) For Bottom Perimeter Of Sheds To Cover 4 x 4's	4.25 /LF
PVC Wolf Decking For Bottom Perimeter Of Sheds To Cover 4 x 4's	11.04 /LF
Lattice (White) For Bottom Perimeter Of Sheds To Cover 4 x 4's	8.44 /LF
Half Moon Braces	35 /Each
Victorian Vinyl Braces - White	49 /Each
14" Wood Doug Fir Braces - Stained	61 /Each
Shrink Wrap For Kits	116 /Per Kit
Mobile Home Anchors For Sheds (Per)	35 /Each

Retail Sheet

# Playhouse Options

2023 Retail Prices  
(Effective 01-26-23)

Windows	
Wood Window Painted Different Color (Each)	32
Extra Window with Shutters & Flowerbox	189
Double Window with Shutters & Flowerbox	279
12" Alum Octagon Window	99
Non-Operating Vinyl Octagon Window	419
Operating Vinyl Octagon Window	639
Queen Window with Shutters	216
Curtains (per Window)	52

Electrical	
(1) Outlet, (1) Switches, & (1) Light (FINISHED)	461
(1) Outlet, (1) Switches, & (1) Light (UNFINISHED)	314
(2) Wires Outside of Front Door & (1) Switch	52
Outdoor Lantern	63 Each

Exterior Options	
Stone Front (up to 8x12)	2106
Cedar Roof = 25% More	25% More

Framing	
3/4" Pressure Treated Floor	1.28 /SF
Insulated Double Bubble Floor	1.35 /SF
Insulated Walls & Ceilings (R-15)	7.11 /FL SF

Doors	
Upgrade Adult Door to DUTCH Door	63
Extra Adult Door	283
Upgrade to Double Adult Door	210
Add Double Door	493
4' Wide x 5' High Patio Door	1121
Upgrade to Round Front Door	239
Upgrade to Round Door on Gable	270
Swinging French Patio Door	1121

Playhouse Lofts	
30" Loft with Ladder & Railing	472
36" Loft with Ladder & Railing	514
40" Loft with Ladder & Railing	555
48" Loft with Ladder & Railing	597
60" Loft with Ladder & Railing	639
72" Loft with Ladder & Railing	681

Playhouse Porches	
Poly PVC Decking and White Vinyl Railing	
4 x 8 Deck with Vinyl Railings	1144
4 x 10 Deck with Vinyl Railings	1283
4 x 12 Deck with Vinyl Railings	1463
4 x 14 Deck with Vinyl Railings	1610
4 x 16 Deck with Vinyl Railings	1756

MISC	
Screens For Wood Windows	17
Shrink Wrap KITS	105
Shrink Wrap Assembled Playhouses	5.10 /SF
Bubble Wrap Per Kit	94

Retail Sheet

# Victorian Playhouses

2023 Retail Prices  
(Effective 01-26-23)

## STANDARDS

- \*16" o.c. PT Floor Joist
- \*2 x 3 x 4' High Walls
- \*2 x 4 Rafters 24" OC
- \*4" Overhang on gables
- \*10x10 Playhouse or Larger get 2 x 3 x 5' High Walls
- \*(1) Queen Window above Dutch Front Door
- \*(2) 4-lite Wood Vertical Sliding Windows
- \*(1) Side Adult Wood Door
- \*10x10 Playhouse or Larger gets a Wood 5' Double Side Door
- \*30 Yr. Architectural Shingles w/ Tar Paper
- \*(1) Chimney

**Unpainted PINE Finished Interior**  
\*\*Includes Hardwood Floor & Curtains  
**Painted or Varnished PINE Finished Interior**  
\*\*Includes Hardwood Floor & Curtains  
**Unpainted CEDAR Finished Interior**  
\*\*Includes Hardwood Floor & Curtains  
**Painted or Varnished PINE Finished Interior**  
**- KIT FORM**

Size	Dura-Temp	Vinyl	LP Lap, LP Double Dutch Lap	Cedar	Hardy Plank	Unpainted PINE Finished Interior <small>**Includes Hardwood Floor &amp; Curtains</small>	Painted or Varnished PINE Finished Interior <small>**Includes Hardwood Floor &amp; Curtains</small>	Unpainted CEDAR Finished Interior <small>**Includes Hardwood Floor &amp; Curtains</small>	Painted or Varnished PINE Finished Interior <small>- KIT FORM</small>
6x8	4485	4935	4935	5483	6908	1467	1832	2016	2016
8x8	4991	5488	5488	6098	7685	2050	2563	2819	2819
8x10	5709	6282	6282	6980	8800	2471	3089	3398	3398
8x12	6450	7092	7092	7880	9932	2924	3655	4022	4022
8x14	7079	7788	7788	8654	10899	3379	4223	4644	4644
8x16	7953	8747	8747	9719	12251	3831	4789	5267	5267
8x18	8789	9669	9669	10743	13534	4284	5355	5892	5892
8x20	9423	10368	10368	11520	14512	4739	5923	6516	6516

10x10	6969	7663	7663	8514	10728	3263	4079	4487	4487
10x12	7618	8384	8384	9315	11731	3718	4644	5112	5112
10x14	8177	8990	8990	9989	12589	4171	5215	5734	5734
10x16	9499	10451	10451	11613	14626	4624	5780	6357	6357
10x18	10222	11242	11242	12492	15742	5078	6346	6981	6981
10x20	10868	11952	11952	13280	16731	5531	6914	7606	7606
10x22	11659	12827	12827	14252	17955	5986	7480	8228	8228
10x24	12645	13911	13911	15457	19475	6439	8048	8853	8853
10x26	13171	14492	14492	16103	20282	6891	8616	9478	9478
10x28	13889	15280	15280	16978	21395	7346	9182	10102	10102
10x30	14624	16082	16082	17869	22521	7799	9748	10722	10722

12x12	9792	10776	10776	11973	15082	4624	5780	6357	6357
12x14	10488	11536	11536	12817	16147	5078	6346	6981	6981
12x16	11513	12662	12662	14069	17720	5531	6914	7606	7606
12x18	11857	13045	13045	14494	18262	5986	7480	8228	8228
12x20	12681	13953	13953	15503	19528	6439	8048	8853	8853
12x22	13355	14693	14693	16326	17575	6891	8616	9478	9478
12x24	14042	15442	15442	17158	21618	7346	9182	10102	10102
12x26	14710	16183	16183	17981	22658	7799	9748	10722	10722
12x28	15384	16923	16923	18804	23689	8252	10318	11347	11347
12x30	16057	17667	17667	19630	24734	8706	10884	11972	11972

## ENGLISH MANOR PLAYHOUSE

Size	Dura-Temp	Vinyl	Pine, LP Lap	Cedar	Hardy Plank	Size	Dura-Temp	Vinyl	Pine, LP Lap	Cedar	Hardy Plank
8x10	6855	7699	7699	8374	10561	12x12	11754	12927	12927	14364	18100
8x12	7738	8515	8515	9461	11921	12x14	12584	13841	13841	15379	19377
8x14	8498	9342	9342	10380	13081	12x16	13808	15191	15191	16879	21269
10x10	8361	9194	9194	10215	12877	12x18	14227	15652	15652	17391	21912
10x12	9141	10058	10058	11175	14079	12x20	15222	16739	16739	18599	23435
10x14	9812	10792	10792	11992	15110	12x22	16027	17636	17636	19596	24681
10x16	11404	12539	12539	13932	17552	12x24	16845	18530	18530	20589	25941
10x18	12265	13492	13492	14991	18888						
10x20	13036	14336	14336	15929	20076						

\*\*\*Finished Interior For English Manor – SAME price as Victorian Finished Interior

# COTTAGE PLAYHOUSE

2023 Retail Prices  
(Effective 01-26-23)



Painted Cottage

### Standard Features

- \* 2 x 4 Pressure Treated Floor Joists 16" o.c.
- \* 2 x 4 Walls - 4' 9" High - 16" o.c. Framing
- \* 2 x 4 Rafters 16" O C
- \* 12/12 Roof Pitch
- \* (2) 14 x 21 Single Hung Vertical Sliding Aluminum Windows w/ Shutters
- \* Frame Out Dormers with windows
- \* Child Size Door in Front & Adult Door in Gable End
- \* Decorative T-Hinges
- \* Therma – Ply Backing
- \* 3' Wide Porch w/ Fibron Decking & Wood Railing

**3' Wide Porch is included in price but is not in building size – See example Below**

8' Wide building with porch is 11' wide		10' wide w/ porch is 13' wide			
Size	Base Price: LOG, LP LAP & LP Double Dutch Lap SIDING	12/12 Roof Pitch Dormers	Windows	Finished Interior	T&G Flooring
8x8	7958	1	2	1994	581
8x10	9499	2	2	2309	731
8x12	10578	2	2	2601	877
8x14	12432	2	2	2890	1030
8x16	12813	2	2	3127	1179
8x18	13953	3	4	3446	1314
8x20	15071	3	4	3632	1465

10x10	10736	2	2	2601	913
10x12	12072	2	2	2890	1099
10x14	13450	2	2	3301	1281
10x16	14816	2	2	3574	1465
10x18	16305	3	4	3851	1638
10x20	17545	3	4	4299	1830
10x22	18898	3	4	4465	2007
10x24	20237	3	4	4821	2192

Vinyl is 20% More on the Base Price

Cedar is 15% more than Base Price





New England Vinyl Playhouse shown with Optional Garage & Breezeway

<b>Standard Features</b>	
<b>Building size includes 3' Porch</b>	
* 2 x 4 Walls & Rafters	* (2) 14 x 30 Windows with Shutters
* 2 x 4 Rafters 16" O C	(1) Child Size Door
* Pitch 10/12	(1) Adult Door
* Dental Moulding	

Size	Base Price: LOG, LP LAP & LP Double Dutch Lap	Dormers	Windows	Finished Interior	T&G Flooring
<b>12x12</b>	10174	2	2	3605	1360
<b>12x14</b>	11176	2	2	3940	1589
<b>12x16</b>	12169	2	2	4272	1815
<b>12x18</b>	13771	3	4	4607	2039
<b>12x20</b>	14966	3	4	4941	2265
<b>12x22</b>	15110	3	4	5271	2490
<b>12x24</b>	17362	3	4	5608	2719
<b>Vinyl is 20% More on the Base Price</b>			<b>Cedar is 15% More on the Base Price</b>		

<b>Option Package</b>	
<b>Add Garage &amp; Breezeway to Playhouse</b>	4877
Includes: 6' x 3' Breezeway & 6' x 9' Garage w/ Ramp, (1) 14 x 30 Window, (2) 14 x 21 Windows, (1) Octagon Window (1) 4' Double Door & (1) Interior door	
Finished T&G Flooring for Breezeway	716
Finished Interior for Garage =	1859
Upgrade to 5' Double Door =	253

# Hide Out Playhouse

2023 Retail Price  
(Effective 01-26-23)



Hideout Playhouse with Loft over Porch

## Standard Features

- \* 2 x 4 Pressure Treated Floor Joists 16" o.c
- \* 2 x 4 Walls 4' 9" High - 16" O C Framing
- \* 2 x 4 Rafters 16" O C
- \* 12/12 Roof Pitch
- \* Loft over Porch (4' deep x width of building)
- \* Child Size Door in Front & Adult Door in Gable End
- \* (3) 14 x 21 Single Hung Vertical Sliding Aluminum Windows w/ Shutters
- \* Decorative T-Hinges
- \* Architectural Shingles with Tar Paper
- \* 4' Porch across front of building with Fibron Decking & Wood Railing

Size	Base Price: Log, LP LAP or LP Double Dutch Lap Siding	Finished Interior	T&G Flooring
8x8	5808	1680	299
8x10	6687	1937	448
8x12	7562	2203	600
8x14	8323	2468	753
8x16	9035	2728	911
8x18	9778	3034	1059
8x20	10597	3459	1212
10x10	8060	2335	567
10x12	9035	2623	749
10x14	10012	2905	940
10x16	11015	3204	1134
10x18	11968	3519	1318
10x20	12969	3938	1511
10x22	13951	4356	1704
10x24	14966	4775	1903
<b>Cedar is 15% More on the Base Price</b>			